

SCHOOL MEAL/FEEDING PROGRAM(S)

School year: 2020

- Home Grown School Meals Programme
- Mary's Meals School Feeding Programme

Lead Agency: School Health and Nutrition Department within the Ministry of Education

NATIONAL LAWS, POLICIES, AND STANDARDS

- National school feeding policy
- Nutrition
- Food safety
- Health
- Agriculture
- Private sector involvement

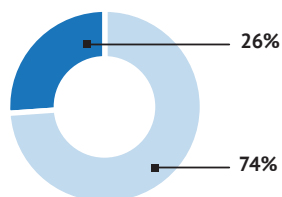
Line item in the national budget...

- Yes No No response

BUDGET

Total: USD 7,716,931

- Government: USD 2,016,931
- International donors*: USD 5,700,000
- Private sector: USD 0
- Other donors: USD 0



Includes funding from the United States Department of Agriculture Yes No No response

*International donations by United Nations agencies or non-governmental organizations often represent funding from multiple donors.

INFRASTRUCTURE

All schools in Zambia have latrines, while just some have electricity, piped and clean water, dedicated eating spaces/cafeterias, and kitchens. School meals are prepared on-site (on school grounds), and the school kitchens are typically equipped with storage facilities, serving utensils, and charcoal or wood stoves.

SPECIAL NOTES

None

MEALS/SNACKS/MODALITY

- Breakfast
- Lunch
- Dinner
- Snacks
- Take-home rations
- Other

- Grains, cereals
- Roots, tubers
- Legumes, pulses, nuts
- Dairy products
- Eggs
- Meat
- Poultry
- Fish
- Green, leafy vegetables
- Other vegetables
- Fruits
- Oil
- Salt
- Sugar

- Dairy milk
- Yogurt drink
- Fruit juice
- Tea
- Water
- Other

Prohibited food items: Genetically modified foods

FOOD SOURCES

- Purchased (domestic)
- Purchased (foreign)
- In-kind (domestic)
- In-kind (foreign)

COMPLEMENTARY ACTIVITIES

- Handwashing with soap
- Height measurement
- Weight measurement
- Testing for anemia
- Deworming treatment
- Eye testing/eyeglasses
- Hearing testing/treatment
- Dental cleaning/testing
- Menstrual hygiene
- Drinking water
- Water purification

COMPLEMENTARY EDUCATION PROGRAMS

- Food and nutrition
- Agriculture
- School gardens
- Hygiene
- Health
- Reproductive health
- HIV prevention
- Physical education

The checked items were provided in most or all participating schools.



The *Global Survey of School Meal Programs* is the property of GCNF and is protected by copyright. It may not be reproduced or distributed without prior written consent. Contact: info@gcnf.org ©2019. The Global Child Nutrition Foundation. All rights reserved.

GCNF is a non-political, non-profit entity. Funding for the 2019 and 2021 surveys is provided, in part, by the United States Department of Agriculture; agreement number FX18TA-10960G002.

REPUBLIC OF Zambia

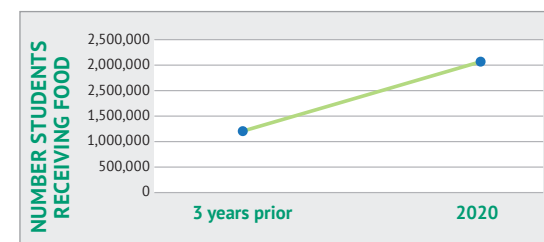


SCHOOL MEAL PROGRAMS

CHILDREN RECEIVING FOOD, 2020

School level	Total	# Enrolled	# Receiving food
Pre-school	1,354,946	254,008	163,179
Primary school	2,841,658	3,128,079	1,871,913
Secondary school	1,813,612	Unknown	40,539
Total	6,010,216	3,382,087	2,075,631

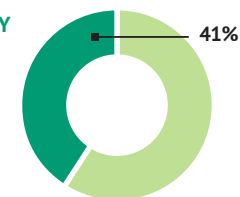
The number of primary students listed here is inclusive of 1,057 children with disabilities.



COVERAGE: PRIMARY AND SECONDARY SCHOOL-AGE CHILDREN

Total number primary and secondary school-age children: 4,655,270

Receiving school food: 1,912,452



Food was also provided to some students in...

- Pre-schools
- Vocational/trade schools
- Other: Children with disabilities

NUTRITION

School feeding program(s) included/involved the following:

Fortified foods

- Bio-fortified foods
- Micronutrient supplements
- Nutritionists involved
- Special training for cooks/caterers in nutrition
- Objective to meet nutritional goals
- Objective to reduce obesity

Food items fortified/biofortified:

Salt, Grains (Corn-soya blend)

Micronutrients:

Iodine and vitamins A, B12, C, and D

ADDITIONAL INFORMATION

Food items produced in school gardens are consumed by the students, and the school meal menu does not include packaged, processed foods. Efforts to prevent or mitigate overweight/obesity include food and nutrition education, health education, and physical education offered in schools.

STUDIES CONDUCTED

None reported

RESEARCH NEEDED

None specified

AGRICULTURE, EMPLOYMENT, AND COMMUNITY PARTICIPATION

Jobs created by school feeding programs*

- 0 Cooks and food preparers**
Transporters
Off-site processors
Food packagers and handlers
Monitoring
Food service management
Safety and quality inspectors
Other

130

** If blank, no response was provided.*

***24,610 cooks are engaged in school feeding programs in Zambia, though they are not paid.*

Farmers were involved with the school feeding program(s)...

- Yes No No response

Other private sector (for profit) actors were involved...

- Yes No No response

There was a focus on creating jobs or leadership or income-generating opportunities for...

- Women Other groups
 Youth No response

There was community engagement (by parents or others) in the school feeding program(s)...

- Yes No No response

Were there links between food banks and the school feeding program(s)?

- Yes No There are no food banks in this country.

ADDITIONAL INFORMATION

For the Home Grown School Meals Programme, funds are disbursed to District Education Boards to procure food for schools. Open bid (competitive) procedures are then followed to secure contracts, and small-scale farmers/small farmer organizations/small companies are able to successfully compete. Farms of all sizes provide cereals/grains and green, leafy vegetables for the school meals. The Government of Zambia also strategically purchases food for the Home Grown School Meals Programme from the National Food Reserve Agency. Students' families contribute to the school meal programs by providing cooking fuel, fetching water, constructing cooking and feeding shelters, and cooking for the students. School-based committees to run the school feeding activities are comprised of 70% women and 30% men.

SUCCESSSES AND CHALLENGES

Recent successes related to school feeding in Zambia include the political will within Government to support school feeding, consistent Government funding in the past two years to scale up the program, and the technical support offered by the World Food Program to facilitate the smooth implementation of the Home Grown School Meals Programme during its transition to Government ownership. However, the COVID-19 pandemic presented a setback to school feeding in Zambia. In 2020, the budget for the Home Grown School Meals Programme was not considered adequate to meet the program targets, with the program unable to procure the full food basket.

EMERGENCIES/COVID-19 PANDEMIC

The COVID-19 pandemic temporarily disrupted school feeding in Zambia. The amount of funding for school feeding increased in response to the crisis. Nevertheless, the number of students fed decreased, as did the frequency of school feeding.

CONTACTS: ZAMBIA

Agency: Ministry of Education

Website: <https://www.moge.gov.zm>

HOME GROWN SCHOOL MEALS

Lead implementer(s): School Health and Nutrition Department in the Ministry of Education (national level), Provincial Education Office (provincial level), District Board Office (district level)

OBJECTIVES:

- To meet educational goals
- To meet agricultural goals

MODALITIES OF PROVIDING STUDENTS WITH FOOD:

- In-school meals

FREQUENCY AND DURATION:

- 5 times per week during the school year

TARGETING:

Geographic targeting by district

HOW MANY STUDENTS RECEIVED SCHOOL FOOD IN 2020 SCHOOL YEAR?

School level	# Students	% Girls	% Boys
Pre-school	127,442	55%	45%
Primary school	1,571,779	55%	45%
Secondary school	0	–	–
Total	1,699,221	55%	45%

FOOD AND BEVERAGE ITEMS:

Grains, cereals Salt*
Green, leafy vegetables
* fortified

FOOD SOURCES:

100% Purchased (domestic) 0% In-kind (domestic)
0% Purchased (foreign) 0% In-kind (foreign)
If blank, no response was provided.

ADDITIONAL INFORMATION:

The Home Grown School Meals Programme began in 2011 when the World Food Program began to hand over the school feeding program to the Government and reverted to offering technical support. The program now operates in 4,322 schools.



MARY'S MEALS SCHOOL FEEDING PROGRAMME

Lead implementer(s): Ministry of General Education

OBJECTIVES:

- To meet educational goals
- To meet nutritional and/or health goals

MODALITIES OF PROVIDING STUDENTS WITH FOOD:

- In-school meals
- Take-home rations

FREQUENCY AND DURATION:

- 5 times per week during the school year

TARGETING:

Criteria for targeting not specified

HOW MANY STUDENTS RECEIVED SCHOOL FOOD IN 2020 SCHOOL YEAR?

School level	# Students	% Girls	% Boys
Pre-school	35,737	54%	46%
Primary school	300,134*	52%	48%
Secondary school	40,539	48%	52%
Total	375,353	52%	48%

*The number of primary students listed here is inclusive of 1,057 children with disabilities.

FOOD AND BEVERAGE ITEMS:

Grains, cereals*
Legumes, pulses, nuts
* fortified

FOOD SOURCES:

100% Purchased (domestic) 0% In-kind (domestic)
0% Purchased (foreign) 0% In-kind (foreign)
If blank, no response was provided.

ADDITIONAL INFORMATION:

The Mary's Meals School Feeding Programme began operating in Zambia in 2014. Corn-soya blend is procured from local suppliers, and students' families contribute to the program by preparing the meals on a volunteer basis.