

## SCHOOL MEAL/FEEDING PROGRAM(S)

School year: 2021

- National School Meals Program

**Lead Agency:** Ministry of Education  
(Department of School Health, Nutrition, and HIV/AIDS)

## NATIONAL LAWS, POLICIES, AND STANDARDS

- National school feeding policy
- Nutrition
- Food safety
- Health
- Agriculture
- Private sector involvement

Line item in the national budget...

- Yes  No  No response

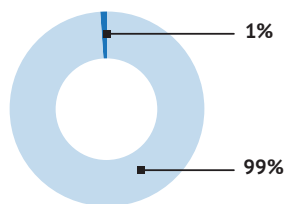
## BUDGET

Total: USD 13,964,063

- Government: USD 111,248
- International donors\*: USD 13,852,815
- Private sector: USD 0
- Other donors: USD 0

Includes funding from the United States Department of Agriculture  Yes  No  No response

\*International donations by United Nations agencies or non-governmental organizations often represent funding from multiple donors.



## INFRASTRUCTURE

Most schools in Malawi have clean water and latrines; some have piped water; and very few have electricity or flush toilets. School meals are prepared on-site (on school grounds) in kitchens typically equipped with closed cooking areas, piped water, storage facilities, serving utensils, and charcoal or wood stoves.

## SPECIAL NOTES

The U.S. Department of Agriculture lists Nascent Solutions as receiving support from the McGovern-Dole Food for Education and Child Nutrition Program in 2019 for school feeding activities in Malawi. Some population and enrollment numbers from the UNESCO Institute of Statistics (UIS) were used to complete this report.

## MEALS/SNACKS/MODALITY

- Breakfast
- Lunch
- Dinner
- Snacks
- Take-home rations
- Other

- Grains, cereals
- Roots, tubers
- Legumes, pulses, nuts
- Dairy products
- Eggs
- Meat
- Poultry
- Fish
- Green, leafy vegetables
- Other vegetables
- Fruits
- Oil
- Salt
- Sugar

- Dairy milk
- Yogurt drink
- Fruit juice
- Tea
- Water
- Other

**Prohibited food items:** Canned foods, "junk foods", and other highly processed foods

## FOOD SOURCES

- Purchased (domestic)
- Purchased (foreign)
- In-kind (domestic)
- In-kind (foreign)

## COMPLEMENTARY ACTIVITIES

- Handwashing with soap
- Height measurement
- Weight measurement
- Testing for anemia
- Deworming treatment
- Eye testing/eyeglasses
- Hearing testing/treatment
- Dental cleaning/testing
- Menstrual hygiene
- Drinking water
- Water purification

## COMPLEMENTARY EDUCATION PROGRAMS

- Food and nutrition
  - Agriculture
  - School gardens
  - Hygiene
  - Health
  - Reproductive health
  - HIV prevention
  - Physical education
- The checked items were provided in most or all participating schools.*



The *Global Survey of School Meal Programs* is the property of GCNF and is protected by copyright. It may not be reproduced or distributed without prior written consent. Contact: info@gcnf.org ©2019. The Global Child Nutrition Foundation. All rights reserved.

GCNF is a non-political, non-profit entity. Funding for the 2019 and 2021 surveys is provided, in part, by the United States Department of Agriculture; agreement number FX18TA-1096OG002.

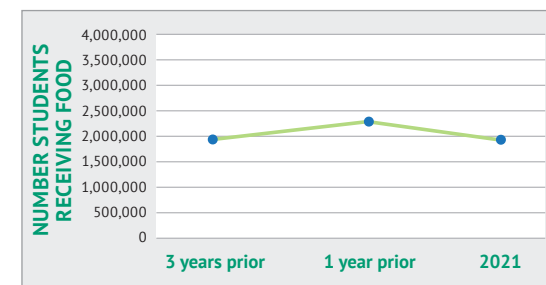
# REPUBLIC OF Malawi



## SCHOOL MEAL PROGRAMS 2021

### CHILDREN RECEIVING FOOD, 2021

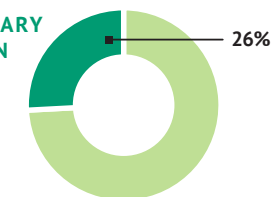
School level	Total	# Enrolled	# Receiving food
Pre-school	1,698,675	462,291	26,303
Primary school	5,166,181	4,956,667	1,846,187
Secondary school	2,035,945	989,847	0
<b>Total</b>	<b>8,900,801</b>	<b>6,408,805</b>	<b>1,872,490</b>



### COVERAGE: PRIMARY AND SECONDARY SCHOOL-AGE CHILDREN

Total number primary and secondary school-age children: 7,202,126

Receiving school food: 1,846,187



- Food was also provided to some students in...
- Pre-schools
  - Vocational/trade schools
  - Other

## NUTRITION

School feeding program(s) included/involved the following:

- Fortified foods**
- Bio-fortified foods
- Micronutrient supplements**
- Nutritionists involved**
- Special training for cooks/caterers in nutrition**
- Objective to meet nutritional goals**
- Objective to reduce obesity

### Food items fortified/biofortified:

Grains/cereals, legumes, oil

### Micronutrients:

Iron, iodine, zinc, folic acid, calcium, thiamine, riboflavin, niacin, and vitamins A, B12, B6, C, and D

## ADDITIONAL INFORMATION

About 170 nutritionists are engaged with the school meal program in Malawi. Cooks/caterers receive special training in nutrition, portions/measurements, menu planning, food safety/hygiene/storage, waste management, and COVID-19 prevention measures.

## STUDIES CONDUCTED

Studies of specific projects have focused on the impacts on school enrollment, attendance, and dropout, as well as behavioral changes around nutrition and food hygiene.

## RESEARCH NEEDED

A cost-benefit analysis of school feeding programs; a study of the effectiveness of home-grown school feeding program models; and an evaluation of the impact of school feeding on the health and nutritional status of learners.

## AGRICULTURE, EMPLOYMENT, AND COMMUNITY PARTICIPATION

### Jobs created by school feeding programs\*

- Cooks and food preparers
- Transporters
- Off-site processors
- Food packagers and handlers
- Monitoring
- Food service management
- Safety and quality inspectors
- Other

*\*If blank, no response was provided.*

### Farmers were involved with the school feeding program(s)...

- Yes  No  No response

### Other private sector (for profit) actors were involved...

- Yes  No  No response

### There was a focus on creating jobs or leadership or income-generating opportunities for...

- Women**  **Other groups**  
 Youth  No response

### There was community engagement (by parents or others) in the school feeding program(s)...

- Yes  No  No response

### Were there links between food banks and the school feeding program(s)?

- Yes  No  There are no food banks in this country.

## ADDITIONAL INFORMATION

Food is purchased through open-bid (competitive tendering) procedures, though just 9% of schools engage with smallholder farmers under the school grants model. Farmers provide grains/cereals, roots/tubers, legumes, fruits, and green, leafy vegetables. The program also procures processed corn-soy blend (CSB) from processors. The private sector is engaged in food trading, processing, and transport. While the government does not employ any paid staff in the program, various partners employ their own staff.

## SUCCESSSES AND CHALLENGES

Recent successes related to school feeding in Malawi include increased enrollment; reduced absenteeism and dropouts; improved health and nutritional status of students; and the promotion of relationships between schools and communities. With a target of reaching 40% of children in the targeted school level, the program was able to achieve 35% coverage in the 2021 school year. Recent challenges include the high cost of food which undercuts efforts to increase coverage; the heavy reliance on donor support, which results in participating schools exiting from the program after financial support has been reduced; and issues of drought and floods which reduce agricultural yields.

## EMERGENCIES/COVID-19 PANDEMIC

Schools in Malawi were closed and not operating for several months in the 2021 school year. Moreover, in response to the COVID-19 pandemic, there were decreases in the number of students fed, and the frequency of school feeding. There was also a temporary change in feeding modality (e.g., switching from in-school meals to take-home rations, whereby ingredients were provided to prepare and eat at home), and in some cases, students' families were provided with hard currency (cash) or physical vouchers (paper coupons) to purchase food. The pandemic has promoted positive behavior changes around hygiene and handwashing, with ripple benefits for the prevention of other diseases.

## CONTACTS: MALAWI

**Agency:** Department of School Health, Nutrition, and HIV/AIDS (Ministry of Education)

**Website:** [www.education.gov.mw](http://www.education.gov.mw)

## NATIONAL SCHOOL MEALS PROGRAM

**Lead implementer(s):** Ministry of Education

### OBJECTIVES:

- To meet educational goals
- To provide a social safety net
- To meet nutritional and/or health goals
- To meet agricultural goals

### MODALITIES OF PROVIDING STUDENTS WITH FOOD:

- In-school meals
- Take-home rations

### FREQUENCY AND DURATION:

- 5 times per week for in-school meals; quarterly for take-home rations
- During the school year

### TARGETING:

All learners in a chosen school received meals. Factors relevant in targeting included household food insecurity, poverty, and academic performance.

### HOW MANY STUDENTS RECEIVED SCHOOL FOOD IN 2021 SCHOOL YEAR?

School level	# Students	% Girls	% Boys
Pre-school	26,303	53%	47%
Primary school	1,846,187	51%	49%
Secondary school	0	–	–
<b>Total</b>	<b>1,872,490</b>	<b>51%</b>	<b>49%</b>

### FOOD AND BEVERAGE ITEMS:

Grains, cereals*	Other vegetables	Sugar
Roots, tubers	Fruits	Water
Legumes, pulses, nuts*	Oil*	
Green, leafy vegetables	Salt	

\* fortified

### FOOD SOURCES:

**90% Purchased (domestic)**    0% In-kind (domestic)  
 0% Purchased (foreign)    **10% In-kind (foreign)**

If blank, no response was provided.

### ADDITIONAL INFORMATION:

The National School Meals Program began operating in 1999, and during the 2021 school year, 2,019 public schools participated in the program. The program receives a combination of financial support from the government and development partners; NGOs finance the program through their own resources, but the government selects schools and finances some schools using government resources through district councils. Fumigation/pest control is used within sealed food storage areas to limit food waste, and bags/containers are re-used to limit packaging waste.

