

## SCHOOL MEAL/FEEDING PROGRAM(S)

School year: 2020–2021

- McGovern-Dole Food for Education and Child Nutrition Program

Lead Agency: Ministry of Education and Science

## NATIONAL LAWS, POLICIES, AND STANDARDS

- National school feeding policy
- Nutrition
- Food safety
- Health
- Agriculture
- Private sector involvement

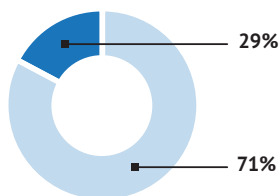
Line item in the national budget...

- Yes  No  No response

## BUDGET

Total: USD 4,567,757

- Government: USD 1,304,218
- International donors\*: USD 3,263,539
- Private sector: USD 0
- Other donors: USD 0



Includes funding from the United States Department of Agriculture  Yes  No  No response

\*International donations by United Nations agencies or non-governmental organizations often represent funding from multiple donors.

## INFRASTRUCTURE

Most schools in Kyrgyzstan have electricity, piped and clean water, dedicated eating spaces/cafeterias and kitchens. School meals are prepared on-site (on school grounds); kitchens are typically equipped with closed cooking areas, piped water, storage facilities, electricity, refrigeration, serving utensils, and electric stoves.

## SPECIAL NOTES

Population and enrollment numbers from the UNESCO Institute of Statistics (UIS) were used to complete this report. The U.S. Department of Agriculture lists Mercy Corps as receiving support from the McGovern-Dole Food for Education and Child Nutrition Program in 2021 for school feeding activities in Kyrgyzstan.

## MEALS/SNACKS/MODALITY

- Breakfast
- Lunch
- Dinner
- Snacks
- Take-home rations
- Other

- Grains, cereals
- Roots, tubers
- Legumes, pulses, nuts
- Dairy products
- Eggs
- Meat
- Poultry
- Fish
- Green, leafy vegetables
- Other vegetables
- Fruits
- Salt
- Sugar

- Dairy milk
- Yogurt drink
- Fruit juice
- Tea
- Water
- Other

Prohibited food items: None

## FOOD SOURCES

- Purchased (domestic)
- Purchased (foreign)
- In-kind (domestic)
- In-kind (foreign)

## COMPLEMENTARY ACTIVITIES

- Handwashing with soap
- Height measurement
- Weight measurement
- Testing for anemia
- Deworming treatment
- Eye testing/eyeglasses
- Hearing testing/treatment
- Dental cleaning/testing
- Menstrual hygiene
- Drinking water
- Water purification

## COMPLEMENTARY EDUCATION PROGRAMS

- Food and nutrition
- Agriculture
- School gardens
- Hygiene
- Health
- Reproductive health
- HIV prevention
- Physical education

The checked items were provided in most or all participating schools.



The *Global Survey of School Meal Programs* is the property of GCNF and is protected by copyright. It may not be reproduced or distributed without prior written consent. Contact: info@gcnf.org ©2019. The Global Child Nutrition Foundation. All rights reserved.

GCNF is a non-political, non-profit entity. Funding for the 2019 and 2021 surveys is provided, in part, by the United States Department of Agriculture; agreement number FX18TA-1096OG002.

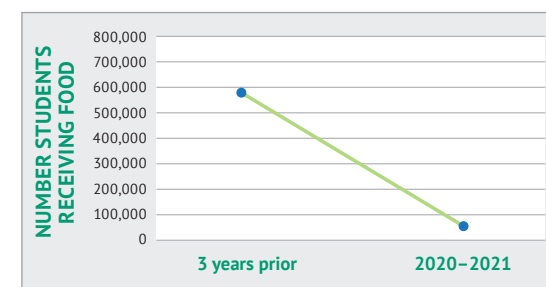
# Kyrgyz Republic



## SCHOOL MEAL PROGRAMS

### CHILDREN RECEIVING FOOD, 2020–2021

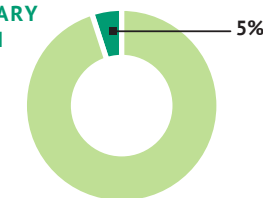
School level	Total	# Enrolled	# Receiving food
Pre-school	640,128	260,668	0
Primary school	551,185	565,711	66,443
Secondary school	743,553	729,304	0
<b>Total</b>	<b>1,934,866</b>	<b>1,555,683</b>	<b>66,443</b>



### COVERAGE: PRIMARY AND SECONDARY SCHOOL-AGE CHILDREN

Total number primary and secondary school-age children: 1,294,738

Receiving school food: 66,443



Food was also provided to some students in...

- Pre-schools
- Vocational/trade schools
- Other

## NUTRITION

School feeding program(s) included/involved the following:

- Fortified foods
- Bio-fortified foods
- Micronutrient supplements
- Nutritionists involved
- Special training for cooks/caterers in nutrition**
- Objective to meet nutritional goals**
- Objective to reduce obesity

### Food items fortified/biofortified:

Not applicable

### Micronutrients:

Not applicable

## ADDITIONAL INFORMATION

Produce from school gardens is consumed by students, and fruit beverage (compot) is prepared from dried fruits. Efforts to prevent or mitigate overweight/obesity include nutritional requirements for food baskets, food restrictions on or near school grounds, and food and nutrition education. Cooks/caterers also receive special training in nutrition, portions/measurements, menu planning, food safety/hygiene/storage, and kitchen equipment usage.

## STUDIES CONDUCTED

A nutritional status evaluation is being conducted by U.N. agencies, Mercy Corps, the World Bank, and the Advancing Nutrition Project.

## RESEARCH NEEDED

Assessment of the nutritional status of school-age children.

## AGRICULTURE, EMPLOYMENT, AND COMMUNITY PARTICIPATION

### Jobs created by school feeding programs\*

<b>356</b>	Cooks and food preparers
	Transporters
	Off-site processors
	Food packagers and handlers
<b>18</b>	Monitoring
	Food service management
	Safety and quality inspectors
	Other

*\*If blank, no response was provided.*

### Farmers were involved with the school feeding program(s)...

- Yes  No  No response

### Other private sector (for profit) actors were involved...

- Yes  No  No response

### There was a focus on creating jobs or leadership or income-generating opportunities for...

- Women  Other groups  
 Youth  No response

### There was community engagement (by parents or others) in the school feeding program(s)...

- Yes  No  No response

### Were there links between food banks and the school feeding program(s)?

- Yes  No  There are no food banks in this country.

## ADDITIONAL INFORMATION

The private sector is engaged in food transport. Some students' families contribute to the program by providing products such as vegetables, and in some places, parents contribute to the salary of cooks/caterers. Additionally, community-based Change Agents (members of local committees, government, etc.) encourage the community to engage with the school feeding program using small incentives.

## SUCCESSSES AND CHALLENGES

Recent successes related to school feeding include the adoption of the National School Feeding Law in December 2019, improved access to running water in the program's target schools, and the establishment of and access to improved sanitation facilities. Challenges include the high turnover of school cooks due to their low salary, the program's maintenance which requires support from national and local governments and parents, and the COVID-19 pandemic which undercut the sustainability of the program. To address any potential corruption/mismanagement concerns, the program requires constant monitoring on the part of local and national government and parents.

## EMERGENCIES/COVID-19 PANDEMIC

During the entire 2020–2021 school year, some schools were open while others schools were operating remotely. Due to the COVID-19 pandemic, the number of students fed and the frequency of school feeding decreased, and school feeding operations temporarily ceased. In addition, there were temporary changes in beneficiaries (e.g. switching from targeting students to targeting families), in venue (location) of distributing/receiving food (e.g., fewer children eating together at the same time), and in feeding modality (e.g., switching from in-school meals to take-home rations). The establishment of food banks would have been helpful to better support getting food to children during a pandemic.

## CONTACTS: KYRGYZSTAN

**Agency:** Ministry of Education and Science

**Website:** <https://edu.gov.kg>

## MCGOVERN-DOLE FOOD FOR EDUCATION AND CHILD NUTRITION PROGRAM

**Lead implementer(s):** Ministry of Education and Science, Department of School Feeding

### OBJECTIVES:

- To meet educational goals
- To provide a social safety net
- To meet nutritional and/or health goals

### MODALITIES OF PROVIDING STUDENTS WITH FOOD:

- In-school meals
- Take-home rations

### FREQUENCY AND DURATION:

- 5 times per week during the school year

### TARGETING:

Based on criteria that include, among others, access to running water, and support of local government

### HOW MANY STUDENTS RECEIVED SCHOOL FOOD IN 2020–2021 SCHOOL YEAR?

School level	# Students	% Girls	% Boys
Pre-school	0	–	–
Primary school	66,443	49%	51%
Secondary school	0	–	–
<b>Total</b>	<b>66,443</b>	<b>49%</b>	<b>51%</b>

### FOOD AND BEVERAGE ITEMS:

Grains, cereals * fortified	Legumes, pulses, nuts Oil	Fruit juice
--------------------------------	------------------------------	-------------

### FOOD SOURCES:

60% Purchased (domestic)	0% In-kind (domestic)
0% Purchased (foreign)	40% In-kind (foreign)

If blank, no response was provided.

### ADDITIONAL INFORMATION:

The McGovern-Dole Food for Education and Child Nutrition Program began operating in 2017 and reached 356 public schools in the 2020–2021 school year. In response to the COVID-19 pandemic, take-home rations were provided once in May 2020 to primary school students in target schools. There are plans to serve 75,974 students in the upcoming school year.

