

## SCHOOL MEAL/FEEDING PROGRAM(S)

School year: 2020–2021

- Institutional Child Catering

Lead Agency: Ministry of Human Capacities, Ministry of Finance, Ministry of the Interior

## NATIONAL LAWS, POLICIES, AND STANDARDS

- National school feeding policy
- Nutrition
- Food safety
- Health
- Agriculture
- Private sector involvement

Line item in the national budget...

- Yes  No  No response

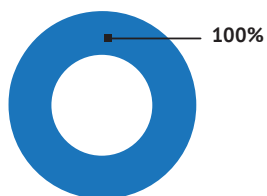
## BUDGET

Total: USD 280,975,392

- Government: USD 280,975,392
- International donors\*: USD 0
- Private sector: USD 0
- Other donors: USD 0

Includes funding from the United States Department of Agriculture  Yes  No  No response

\*International donations by United Nations agencies or non-governmental organizations often represent funding from multiple donors.



## INFRASTRUCTURE

School meals in Hungary are prepared on-site (on school grounds), as well as off-site in centralized kitchens and private facilities.

## SPECIAL NOTES

Local governments are responsible for school feeding in public (government-run) schools, while school feeding in religious schools, non-profit schools, or other schools is the responsibility of the school authorities. The EU school fruit, vegetables and milk scheme is not included in this report, although it was operational in Hungary during the 2020–2021 school year.

## MEALS/SNACKS/MODALITY

- Breakfast
- Lunch
- Dinner
- Snacks
- Take-home rations
- Other

- Grains, cereals
- Roots, tubers
- Legumes, pulses, nuts
- Dairy products
- Eggs
- Meat
- Poultry
- Fish
- Green, leafy vegetables
- Other vegetables
- Fruits
- Oil
- Salt
- Sugar

- Dairy milk
- Yogurt drink
- Fruit juice
- Tea
- Water
- Other

**Prohibited food items:** Carbonated or sweetened beverages; energy drinks; most caffeinated drinks; sugar-sweetened milk and other dairy products (excluding those flavored milk products that are packaged and sold without modification); alcohol; fruit drinks other than fruit juice, as specified in the Hungarian Food Codex 1-3-2001/112; jams which are prohibited under the Act on the Public Health Product Tax; salted food powder and soup powder; high-fat meats; artificial sweeteners; and coconut or palm oil.

## FOOD SOURCES

- Purchased (domestic)  In-kind (domestic)
- Purchased (foreign)  In-kind (foreign)

## COMPLEMENTARY ACTIVITIES

- Handwashing with soap
- Height measurement
- Weight measurement
- Testing for anemia
- Deworming treatment
- Eye testing/eyeglasses
- Hearing testing/treatment
- Dental cleaning/testing
- Menstrual hygiene
- Drinking water
- Water purification

## COMPLEMENTARY EDUCATION PROGRAMS

- Food and nutrition
- Agriculture
- School gardens
- Hygiene
- Health
- Reproductive health
- HIV prevention
- Physical education

The checked items were provided in most or all participating schools.



The *Global Survey of School Meal Programs* is the property of GCNF and is protected by copyright. It may not be reproduced or distributed without prior written consent. Contact: info@gcnf.org ©2019. The Global Child Nutrition Foundation. All rights reserved.

GCNF is a non-political, non-profit entity. Funding for the 2019 and 2021 surveys is provided, in part, by the United States Department of Agriculture; agreement number FX18TA-1096OG002.

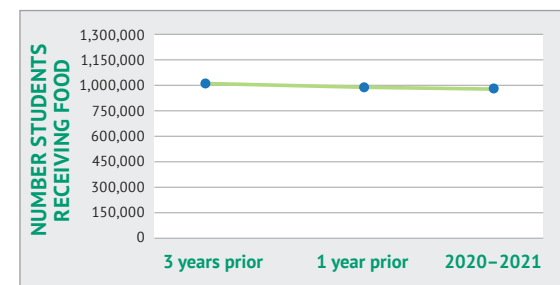
# Hungary



## SCHOOL MEAL PROGRAMS

### CHILDREN RECEIVING FOOD, 2020–2021

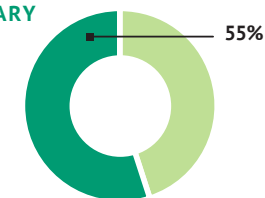
| School level     | Total            | # Enrolled       | # Receiving food |
|------------------|------------------|------------------|------------------|
| Pre-school       | 353,272          | 362,896          | 360,874          |
| Primary school   | 777,887          | 751,983          | 560,983          |
| Secondary school | 373,984          | 348,398          | 67,693           |
| <b>Total</b>     | <b>1,505,143</b> | <b>1,463,277</b> | <b>989,550</b>   |



### COVERAGE: PRIMARY AND SECONDARY SCHOOL-AGE CHILDREN

Total number primary and secondary school-age children: 1,151,871

Receiving school food: 628,676



Food was also provided to some students in...

- Pre-schools
- Vocational/trade schools
- Other

## NUTRITION

School feeding program(s) included/involved the following:

- Fortified foods**
- Bio-fortified foods
- Micronutrient supplements
- Nutritionists involved**
- Special training for cooks/caterers in nutrition**
- Objective to meet nutritional goals**
- Objective to reduce obesity**

### Food items fortified/biofortified:

Salt

### Micronutrients:

Iodine

## ADDITIONAL INFORMATION

Nutrition in school feeding falls under the Ministry of Human Capacities Decree 37/2014.(IV. 30.) on nutritional regulations of public catering.

## STUDIES CONDUCTED

The National Institute of Pharmacy and Nutrition carries out an assessment of public catering and the nutrition environment in primary schools. This assessment takes place under the biannual collaborative agreement between the World Health Organization Regional Office for Europe and the Hungarian Ministry of Human Capacities.

## RESEARCH NEEDED

None specified

## AGRICULTURE, EMPLOYMENT, AND COMMUNITY PARTICIPATION

### Jobs created by school feeding programs\*

Cooks and food preparers  
Transporters  
Off-site processors  
Food packagers and handlers  
Monitoring  
Food service management  
Safety and quality inspectors  
Other

*\*If blank, no response was provided.*

### Farmers were involved with the school feeding program(s)...

Yes  No  No response

### Other private sector (for profit) actors were involved...

Yes  No  No response

### There was a focus on creating jobs or leadership or income-generating opportunities for...

Women  Other groups  
 Youth  No response

### There was community engagement (by parents or others) in the school feeding program(s)...

Yes  No  No response

### Were there links between food banks and the school feeding program(s)?

Yes  No  There are no food banks in this country.

## ADDITIONAL INFORMATION

Students' families contribute to the school feeding program by paying either the full or partial price for school meals.

## CONTACTS: HUNGARY

**Agency:** Ministry of Human Capacities

**Website:** <https://kormany.hu/emberi-eroforrasok-miniszteriuma>

## SUCCESSES AND CHALLENGES

Among the recent successes of school feeding in Hungary, there has been an increase in the budget for child catering. The most pressing challenge facing the school feeding program in Hungary in recent years has been the COVID-19 pandemic, which closed schools and necessitated a shift toward take-home rations rather than meals and snacks eaten in schools. However, the program's flexibility has meant that even the COVID-19 pandemic did not translate into a disruption in care.

## EMERGENCIES/COVID-19 PANDEMIC

Because of the COVID-19 pandemic, schools in Hungary operated remotely for much of the 2020–2021 school year. However, take-home rations were provided to students during this period of remote (home) schooling. These rations were either made available to be picked up at schools, or they were delivered to students' homes. The amount of funding for school feeding increased to accommodate this change in feeding modality, and while fewer students were reached, there was no change in the frequency at which food was provided.

## INSTITUTIONAL CHILD CATERING

**Lead implementer(s):** Ministry of Human Capacities,  
Ministry of Finance, Ministry of the Interior

### OBJECTIVES:

- To provide a social safety net
- To meet nutritional and/or health goals
- To prevent or mitigate obesity

### MODALITIES OF PROVIDING STUDENTS WITH FOOD:

- In-school meals
- In-school snacks
- Take-home rations

### FREQUENCY AND DURATION:

- Five times per week during the school year

### TARGETING:

Institutional catering is provided at the request of children's parents or guardians.

### HOW MANY STUDENTS RECEIVED SCHOOL FOOD IN 2020–2021 SCHOOL YEAR?

| School level     | # Students     | % Girls | % Boys |
|------------------|----------------|---------|--------|
| Pre-school       | 360,874        | –       | –      |
| Primary school   | 560,983        | –       | –      |
| Secondary school | 67,693*        | –       | –      |
| <b>Total</b>     | <b>989,550</b> | –       | –      |

\*The number of secondary students is inclusive of 20,384 students in vocational/trade schools.

### FOOD AND BEVERAGE ITEMS:

|                       |                         |              |
|-----------------------|-------------------------|--------------|
| Grains, cereals       | Fish                    | Dairy milk   |
| Roots, tubers         | Green, leafy vegetables | Yogurt drink |
| Legumes, pulses, nuts | Other vegetables        | Fruit juice  |
| Dairy products        | Fruits                  | Tea          |
| Eggs                  | Oil                     | Water        |
| Meat                  | Salt*                   |              |
| Poultry               | Sugar                   |              |

\* fortified salt (in limited amounts)

### FOOD SOURCES:

**100% Purchased (domestic)** 0% In-kind (domestic)  
0% Purchased (foreign) 0% In-kind (foreign)

If blank, no response was provided.

### ADDITIONAL INFORMATION:

Institutional child catering is defined in Act 31 of 1997 on the protection of children and guardianship administration (Section 20-20/B.). Funds are distributed to local governments to run the program, and meals and snacks are provided in both public and private schools.

