

SCHOOL MEAL/FEEDING PROGRAM(S)

School year: 2020–2021

- Ghana School Feeding Program

Lead Agency: Ministry of Gender, Children and Social Protection (MGSCP); Ministry of Education; Ministry of Local Government

NATIONAL LAWS, POLICIES, AND STANDARDS

National school feeding policy

- Nutrition
- Food safety
- Health
- Agriculture
- Private sector involvement

Line item in the national budget...

- Yes No No response

BUDGET

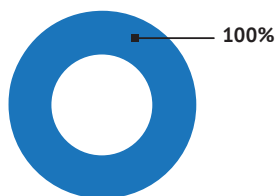
Total: Unknown*

- Government: Unknown
- International donors**: USD 0
- Private sector: USD 0
- Other donors: USD 0

Includes funding from the United States Department of Agriculture Yes No No response

*The total budget for the Ghana School Feeding Program was not reported.

**International donations by United Nations agencies or non-governmental organizations often represent funding from multiple donors.



INFRASTRUCTURE

Some schools in Ghana have electricity and piped and clean water, while few have dedicated eating spaces/cafeterias or kitchens. The school kitchens are typically equipped with charcoal/wood stoves or gas stoves. Most schools have latrines, while few have flush toilets.

SPECIAL NOTES

Population and enrollment numbers from the UNESCO Institute of Statistics (UIS) were used to complete this report.

MEALS/SNACKS/MODALITY

- Breakfast
- Lunch
- Dinner
- Snacks
- Take-home rations
- Other

- Grains, cereals
- Roots, tubers
- Legumes, pulses, nuts
- Dairy products
- Eggs
- Meat
- Poultry
- Fish
- Green, leafy vegetables
- Other vegetables
- Fruits
- Oil
- Salt
- Sugar

- Dairy milk
- Yogurt drink
- Fruit juice
- Tea
- Water
- Other

Prohibited food items: Highly processed foods such as pasta; imported food items are discouraged.

FOOD SOURCES

- Purchased (domestic)
- Purchased (foreign)
- In-kind (domestic)
- In-kind (foreign)

COMPLEMENTARY ACTIVITIES

- Handwashing with soap
- Height measurement
- Weight measurement
- Testing for anemia
- Deworming treatment
- Eye testing/eyeglasses
- Hearing testing/treatment
- Dental cleaning/testing
- Menstrual hygiene
- Drinking water
- Water purification

COMPLEMENTARY EDUCATION PROGRAMS

- Food and nutrition
- Agriculture
- School gardens
- Hygiene
- Health
- Reproductive health
- HIV prevention
- Physical education

The checked items were provided in most or all participating schools.



The *Global Survey of School Meal Programs* is the property of GCNF and is protected by copyright. It may not be reproduced or distributed without prior written consent. Contact: info@gcnf.org ©2019. The Global Child Nutrition Foundation. All rights reserved.

GCNF is a non-political, non-profit entity. Funding for the 2019 and 2021 surveys is provided, in part, by the United States Department of Agriculture; agreement number FX18TA-10960G002.

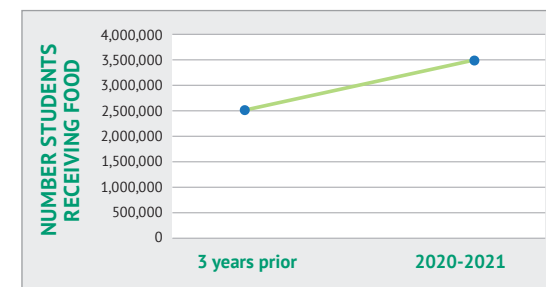
REPUBLIC OF Ghana



SCHOOL MEAL PROGRAMS

CHILDREN RECEIVING FOOD, 2020–2021

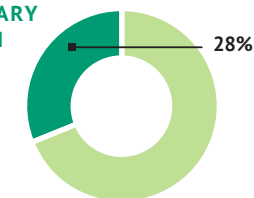
School level	Total	# Enrolled	# Receiving food
Pre-school	1,608,388	1,867,929	930,978
Primary/Basic	4,431,837	4,584,381	2,517,087
Secondary school	4,491,935	3,018,244	0
Total	10,532,160	9,470,554	3,448,065



COVERAGE: PRIMARY AND SECONDARY SCHOOL-AGE CHILDREN

Total number primary and secondary school-age children: 8,923,772

Receiving school food: 2,517,087



Food was also provided to some students in...

- Pre-schools
- Vocational/trade schools
- Other

NUTRITION

School feeding program(s) included/involved the following:

- Fortified foods
- Bio-fortified foods
- Micronutrient supplements
- Nutritionists involved**
- Special training for cooks/caterers in nutrition**
- Objective to meet nutritional goals**
- Objective to reduce obesity

Food items fortified/biofortified:

Not applicable

Micronutrients:

Not applicable

ADDITIONAL INFORMATION

Food items produced in school gardens are often sold to the caterer for use in school meals. Efforts to prevent or mitigate overweight/obesity include nutritional requirements for school meals, food and nutrition education, and health education.

STUDIES CONDUCTED

Cost-benefit analysis conducted in 2019 in collaboration with the World Food Program and the MasterCard Foundation.

RESEARCH NEEDED

Gendered impact analysis of the Ghana School Feeding Program on girls' school enrollment and retention.

AGRICULTURE, EMPLOYMENT, AND COMMUNITY PARTICIPATION

Jobs created by school feeding programs*

32,496	Cooks and food preparers
	Transporters
	Off-site processors
	Food packagers and handlers
170	Monitoring
	Food service management
	Safety and quality inspectors
	Other

**If blank, no response was provided.*

Farmers were involved with the school feeding program(s)...

- Yes No No response

Other private sector (for profit) actors were involved...

- Yes No No response

There was a focus on creating jobs or leadership or income-generating opportunities for...

- Women** Other groups
 Youth No response

There was community engagement (by parents or others) in the school feeding program(s)...

- Yes No No response

Were there links between food banks and the school feeding program(s)?

- Yes No There are no food banks in this country.

ADDITIONAL INFORMATION

Small-scale farmers provide grains/cereals, roots/tubers, legumes, and vegetables for the school feeding program, and an estimated 80% of the food is procured from local sources near the schools. The private sector is engaged in food trading, transport, catering, and the provision of supplies (utensils). As most caterers are women, the program serves as a source of income for women and their families.

CONTACTS: GHANA

Agency: Ministry of Gender, Children and Social Protection (MGCSP)

Website: www.mogcsp.gov.gh/; www.schoolfeeding.gov.gh

SUCCESSES AND CHALLENGES

Among the recent successes related to school feeding in Ghana, there has been an increase in school enrollment, school children are more likely to remain in school after enrollment, and small-scale farmers have been supported through the Ghana School Feeding Program's purchase of foods from local producers. Challenges are related to funding (with delays in the release of government funds and funding levels that are often insufficient), logistics, infrastructure (with a lack of vehicles and office supplies), and capacity building. In 2020-2021, funding for the Ghana School Feeding Program was not considered adequate to meet program targets in terms of quantity and quality of food and frequency of food distribution.

EMERGENCIES/COVID-19 PANDEMIC

For much of 2020, schools in Ghana were closed but operating remotely. The COVID-19 pandemic temporarily disrupted school feeding operations in the country and resulted in a decrease in the amount of funding for school feeding, the number of students fed, the frequency of school feeding, the size of rations, and the level of food basket diversity.

GHANA SCHOOL FEEDING PROGRAM

Lead implementer(s): Ghana School Feeding Program National Secretariat

OBJECTIVES:

- To meet educational goals
- To meet nutritional and/or health goals
- To meet agricultural goals

MODALITIES OF PROVIDING STUDENTS WITH FOOD:

- In-school meals

FREQUENCY AND DURATION:

- 5 days per week during the school year

TARGETING:

Geographic targeting based on local socioeconomic conditions

HOW MANY STUDENTS RECEIVED SCHOOL FOOD IN 2020–2021 SCHOOL YEAR?

School level	# Students	% Girls	% Boys
Pre-school	930,978	–	–
Primary/Basic	2,517,087	–	–
Secondary school	0	–	–
Total	3,448,065	–	–

FOOD AND BEVERAGE ITEMS:

Grains, cereals	Meat	Other vegetables
Roots, tubers	Poultry	Oil
Legumes, pulses, nuts	Fish	Salt
Eggs	Green, leafy vegetables	Water

* *fortified*

FOOD SOURCES:

100% Purchased (domestic)	0% In-kind (domestic)
0% Purchased (foreign)	0% In-kind (foreign)

If blank, no response was provided.

ADDITIONAL INFORMATION:

The Ghana School Feeding Program began in 2005. As of 2020–2021, it operated in 10,832 public schools.

