

SCHOOL MEAL/FEEDING PROGRAM(S)

School year: 2020–2021

- Home-Grown School Feeding Programme
- Traditional (In-kind) School Feeding Programme

Lead Agency: Ministry of Education

NATIONAL LAWS, POLICIES, AND STANDARDS

- National school feeding policy
- Nutrition
- Food safety
- Health
- Agriculture
- Private sector involvement

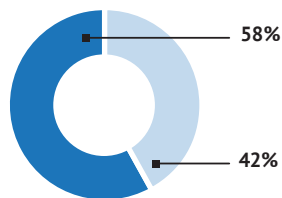
Line item in the national budget...

- Yes No No response

BUDGET

Total: USD 77,884,134

- Government: USD 45,484,039
- International donors*: USD 32,400,095
- Private sector: USD 0
- Other donors: USD 0



Includes funding from the United States Department of Agriculture Yes No No response

*International donations by United Nations agencies or non-governmental organizations often represent funding from multiple donors.

INFRASTRUCTURE

Some schools in Ethiopia have electricity, kitchens, and latrines, while few have piped or clean water, dedicated eating spaces/cafeterias, or flush toilets. School kitchens are typically equipped with storage facilities and either charcoal or wood stoves.

SPECIAL NOTES

None

MEALS/SNACKS/MODALITY

- | | |
|---|---|
| <input checked="" type="checkbox"/> Breakfast | <input type="checkbox"/> Snacks |
| <input type="checkbox"/> Lunch | <input checked="" type="checkbox"/> Take-home rations |
| <input type="checkbox"/> Dinner | <input type="checkbox"/> Other |
-
- | | |
|---|--|
| <input checked="" type="checkbox"/> Grains, cereals | <input type="checkbox"/> Green, leafy vegetables |
| <input type="checkbox"/> Roots, tubers | <input type="checkbox"/> Other vegetables |
| <input checked="" type="checkbox"/> Legumes, pulses, nuts | <input type="checkbox"/> Fruits |
| <input type="checkbox"/> Dairy products | <input checked="" type="checkbox"/> Oil |
| <input type="checkbox"/> Eggs | <input checked="" type="checkbox"/> Salt |
| <input type="checkbox"/> Meat | <input type="checkbox"/> Sugar |
| <input type="checkbox"/> Poultry | |
| <input type="checkbox"/> Fish | |
-
- | | |
|---------------------------------------|---|
| <input type="checkbox"/> Dairy milk | <input type="checkbox"/> Tea |
| <input type="checkbox"/> Yogurt drink | <input checked="" type="checkbox"/> Water |
| <input type="checkbox"/> Fruit juice | <input type="checkbox"/> Other |

Prohibited food items: None

FOOD SOURCES

- | | |
|--|---|
| <input checked="" type="checkbox"/> Purchased (domestic) | <input type="checkbox"/> In-kind (domestic) |
| <input type="checkbox"/> Purchased (foreign) | <input checked="" type="checkbox"/> In-kind (foreign) |

COMPLEMENTARY ACTIVITIES

- | | |
|---|---|
| <input checked="" type="checkbox"/> Handwashing with soap | <input type="checkbox"/> Hearing testing/treatment |
| <input type="checkbox"/> Height measurement | <input type="checkbox"/> Dental cleaning/testing |
| <input type="checkbox"/> Weight measurement | <input checked="" type="checkbox"/> Menstrual hygiene |
| <input type="checkbox"/> Testing for anemia | <input checked="" type="checkbox"/> Drinking water |
| <input checked="" type="checkbox"/> Deworming treatment | <input type="checkbox"/> Water purification |
| <input type="checkbox"/> Eye testing/eyeglasses | |

COMPLEMENTARY EDUCATION PROGRAMS

- | | |
|--|---|
| <input checked="" type="checkbox"/> Food and nutrition | <input checked="" type="checkbox"/> Health |
| <input checked="" type="checkbox"/> Agriculture | <input checked="" type="checkbox"/> Reproductive health |
| <input checked="" type="checkbox"/> School gardens | <input checked="" type="checkbox"/> HIV prevention |
| <input checked="" type="checkbox"/> Hygiene | <input checked="" type="checkbox"/> Physical education |

The checked items were provided in most or all participating schools.



The *Global Survey of School Meal Programs* is the property of GCNF and is protected by copyright. It may not be reproduced or distributed without prior written consent. Contact: info@gcnf.org ©2019. The Global Child Nutrition Foundation. All rights reserved.

GCNF is a non-political, non-profit entity. Funding for the 2019 and 2021 surveys is provided, in part, by the United States Department of Agriculture; agreement number FX18TA-1096OG002.

FEDERAL DEMOCRATIC REPUBLIC OF

Ethiopia

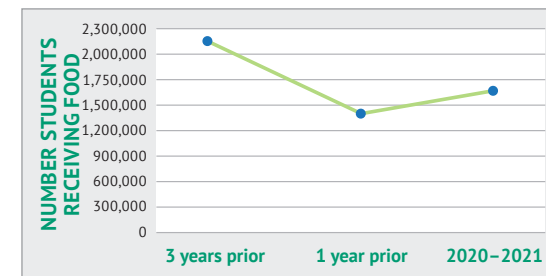


SCHOOL MEAL PROGRAMS

CHILDREN RECEIVING 2020–2021

School level	Total	# Enrolled	# Receiving food
Pre-school	8,004,407	2,934,668	—*
Primary school	20,106,035	17,954,572	1,676,452
Secondary school	9,018,106	3,540,324	0
Total	37,128,548	24,429,564	1,676,452

*The number of primary school students receiving food is inclusive of some pre-school students.



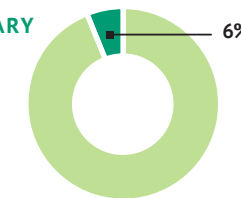
COVERAGE: PRIMARY AND SECONDARY SCHOOL-AGE CHILDREN

Total number primary and secondary school-age children: 29,124,142

Receiving school food: ■ 1,676,452

Food was also provided to some students in...

- Pre-schools
- Vocational/trade schools
- Other



NUTRITION

School feeding program(s) included/involved the following:

- Fortified foods**
- Bio-fortified foods
- Micronutrient supplements
- Nutritionists involved
- Special training for cooks/caterers in nutrition
- Objective to meet nutritional goals**
- Objective to reduce obesity

Food items fortified/biofortified:
oil, grains/cereals (corn-soy blend)

Micronutrients:
Zinc, thiamine, riboflavin, niacin, and vitamins A, B6, B12, C, and D

ADDITIONAL INFORMATION

Food items produced in school gardens are consumed by the students. Obesity is generally not considered to be a problem in Ethiopia.

STUDIES CONDUCTED

The 2021 School Feeding Systems Approach for Better Education Results (SABER) analysis reviewed the status of the school feeding in Ethiopia around key policy domains. The report is endorsed by the Government and published on the World Bank website. The report concluded that Ethiopia is at an “emerging stage”; accordingly, a two-year action plan has been prepared based on the gaps identified, with attention given to capacity-building interventions. A separate evaluation of the Addis Ababa school feeding program has also been conducted, finding a positive impact on school enrollment rates and a negative impact on dropout rates.

RESEARCH NEEDED

Research on the impact of school feeding on nutrition and agricultural outcomes

AGRICULTURE, EMPLOYMENT, AND COMMUNITY PARTICIPATION

Jobs created by school feeding programs*

6,200 Cooks and food preparers
Transporters
Off-site processors
Food packagers and handlers
Monitoring
Food service management
Safety and quality inspectors
Other

**If blank, no response was provided.*

Farmers were involved with the school feeding program(s)...

Yes No No response

Other private sector (for profit) actors were involved...

Yes No No response

There was a focus on creating jobs or leadership or income-generating opportunities for...

Women Other groups
 Youth No response

There was community engagement (by parents or others) in the school feeding program(s)...

Yes No No response

Were there links between food banks and the school feeding program(s)?

Yes No There are no food banks in this country.

Government-run food distribution centers are present in Ethiopia, including one established by the Addis Ababa city administration, but not food banks that are community-led or NGO-led.

ADDITIONAL INFORMATION

All foods served in the Home-Grown School Feeding Programme are procured locally. Small-scale farmers providing legumes and cereals for this program, while the private sector provides food trading, processing, and transport services, in addition to the provision of utensils. For this program, open-bid procedures to secure contracts are competitive, with preferential treatment for small-scale farmers/small farmer organizations/small companies. Students' families are encouraged to contribute to school feeding programs in Ethiopia by paying cooks, providing water and fuel wood for school meal preparation, and participating in the construction of kitchens and storage facilities. Cooks are paid in cash and are predominantly women, with preference given to women of low income. An equal gender balance is expected in the Food Management Committees.

SUCCESSSES AND CHALLENGES

Among the recent successes related to school feeding in Ethiopia, the Ministry of Education has endorsed the national school feeding policy framework and strategy supported by a ten-year strategic plan. The Ministry of Education has shown a commitment to national ownership for the school feeding program by establishing a school feeding Directorate under the Ministry. Some regional governments, including the Addis Ababa City Administration, have similarly institutionalized school feeding by creating an independent agency supported by a budget line. In some areas, school meal programs have been made universal in all public schools. There is an ongoing effort to integrate school feeding indicators in the Education Information Management System (EMIS) and capture school feeding data annually. Nevertheless, several challenges related to school feeding in Ethiopia remain. While Government commitment to school feeding has improved over the years, there is a need for greater coordination and collaboration among the different Ministries and other development actors, including the private sector. In the 2020–2021 school year, the funding for school meal programs was not considered to be adequate to achieve program targets. The lack of a national budget line for school feeding in Ethiopia remains a challenge, as does the poor infrastructure found in schools.

EMERGENCIES/COVID-19 PANDEMIC

Schools in Ethiopia were closed (and not operating remotely) from April to September 2020; in total, schools operated for 83 out of the usual 202 days in 2020. The COVID-19 crisis resulted in a temporary disruption to school feeding activities in Ethiopia, along with a change in feeding modality. Specifically, while schools were closed, meals were no longer prepared at school, though some ingredients were provided to students or their parents to pick up at school to prepare and eat at home. Some city administrations, such as Addis Ababa, set up government-run food banks where vulnerable families could collect food. In 2020–2021, Ethiopia was also affected by slow onset emergencies, such as drought, and by conflict.

CONTACTS: ETHIOPIA

Agency: Ministry of Education
Website: www.moe.gov.et

HOME-GROWN SCHOOL FEEDING PROGRAMME

Lead implementer(s): Regional Education Bureaus and the Federal Ministry of Education

OBJECTIVES:

- To meet educational goals
- To provide a social safety net
- To meet nutritional and/or health goals
- To meet agricultural goals

MODALITIES OF PROVIDING STUDENTS WITH FOOD:

- In-school meals

FREQUENCY AND DURATION:

- 5 days per week during the school year

TARGETING:

Geographic targeting based on measures of educational achievement and food security.

HOW MANY STUDENTS RECEIVED SCHOOL FOOD IN 2020–2021 SCHOOL YEAR?

School level	# Students	% Girls	% Boys
Pre-school	—*	—	—
Primary school	1,465,142	47%	53%
Secondary school	0	—	—
Total	1,465,142	47%	53%

*The number of primary school students receiving food is inclusive of some pre-school students.

FOOD AND BEVERAGE ITEMS:

Grains, cereals* Oil* Water

Legumes, pulses, nuts Salt

* fortified

FOOD SOURCES:

100% Purchased (domestic) 0% In-kind (domestic)

0% Purchased (foreign) 0% In-kind (foreign)

If blank, no response was provided.

ADDITIONAL INFORMATION:

The Home-Grown School Feeding Programme operates in public schools and is anticipated to scale up in the 2021–2022 school year to potentially reach millions of additional children.



TRADITIONAL (IN-KIND) SCHOOL FEEDING PROGRAMME

Lead implementer(s): Regional Education Bureaus, the Ministry of Education, and the World Food Program

OBJECTIVES:

- To meet educational goals
- To provide a social safety net
- To meet nutritional and/or health goals

MODALITIES OF PROVIDING STUDENTS WITH FOOD:

- In-school meals
- Take-home rations

FREQUENCY AND DURATION:

- 5 times per week for in-school meals and quarterly for take-home rations
- During the school year

TARGETING:

Geographic targeting based on measures of educational achievement and food security.

HOW MANY STUDENTS RECEIVED SCHOOL FOOD IN 2020–2021 SCHOOL YEAR?

School level	# Students	% Girls	% Boys
Pre-school	—*	—	—
Primary school	211,310	44%	56%
Secondary school	0	—	—
Total	211,310	44%	56%

*The number of primary school students receiving food is inclusive of some pre-school students.

FOOD AND BEVERAGE ITEMS:

Grains, cereals* Oil* Water

Legumes, pulses, nuts Salt

* fortified

FOOD SOURCES:

7% Purchased (domestic) 0% In-kind (domestic)

0% Purchased (foreign) **93% In-kind (foreign)**

If blank, no response was provided.

ADDITIONAL INFORMATION:

Take-home rations comprised of grains/cereals were provided to 3,976 school children in 2020–2021. Farmers were not involved in the Traditional (In-kind) School Feeding Programme.