

SCHOOL MEAL/FEEDING PROGRAM(S)

School year: 2020–2021

- School Feeding Program
(Programme d'Alimentation Scolaire)

Lead Agency: Directorate of Life Skills
(Direction de la Vie Courante)

NATIONAL LAWS, POLICIES, AND STANDARDS

- National school feeding policy
- Nutrition
- Food safety
- Health
- Agriculture
- Private sector involvement

Line item in the national budget...

- Yes No No response

Although there is a budget line for school feeding, money has not yet been released.

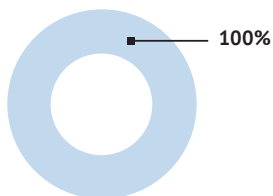
BUDGET

Total: USD 11,000,000

- Government: USD 0
- International donors*: USD 11,000,000
- Private sector: USD 0
- Other donors: USD 0

Includes funding from the United States Department of Agriculture Yes No No response

*International donations by United Nations agencies or non-governmental organizations often represent funding from multiple donors.



INFRASTRUCTURE

Some schools in the Democratic Republic of the Congo (DRC) have electricity, piped and clean water, flush toilets, dedicated eating spaces/cafeterias, and kitchens. The school kitchens are usually equipped with storage facilities, charcoal or wood stoves, and utensils.

SPECIAL NOTES

Population numbers from the UNESCO Institute of Statistics (UIS) were used to complete this report.

MEALS/SNACKS/MODALITY

- Breakfast
- Lunch
- Dinner
- Snacks
- Take-home rations
- Other

- Grains, cereals
- Roots, tubers
- Legumes, pulses, nuts
- Dairy products
- Eggs
- Meat
- Poultry
- Fish
- Green, leafy vegetables
- Other vegetables
- Fruits
- Oil
- Salt
- Sugar

- Dairy milk
- Yogurt drink
- Fruit juice
- Tea
- Water
- Other

Prohibited food items: No response

FOOD SOURCES

- Purchased (domestic)
- Purchased (foreign)
- In-kind (domestic)
- In-kind (foreign)

COMPLEMENTARY ACTIVITIES

- Handwashing with soap
- Height measurement
- Weight measurement
- Testing for anemia
- Deworming treatment
- Eye testing/eyeglasses
- Hearing testing/treatment
- Dental cleaning/testing
- Menstrual hygiene
- Drinking water
- Water purification

COMPLEMENTARY EDUCATION PROGRAMS

- Food and nutrition
- Agriculture
- School gardens
- Hygiene
- Health
- Reproductive health
- HIV prevention
- Physical education

The checked items were provided in most or all participating schools.



The *Global Survey of School Meal Programs* is the property of GCNF and is protected by copyright. It may not be reproduced or distributed without prior written consent. Contact: info@gcnf.org ©2019. The Global Child Nutrition Foundation. All rights reserved.

GCNF is a non-political, non-profit entity. Funding for the 2019 and 2021 surveys is provided, in part, by the United States Department of Agriculture; agreement number FX18TA-1096OG002.

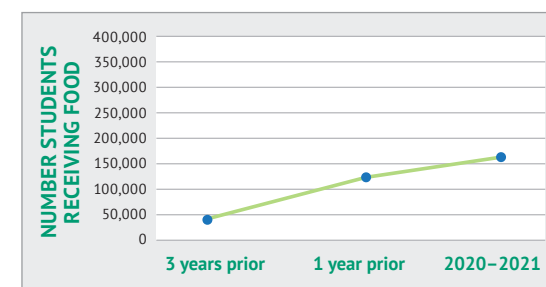
DEMOCRATIC REPUBLIC OF THE Congo



SCHOOL MEAL PROGRAMS

CHILDREN RECEIVING FOOD, 2020–2021

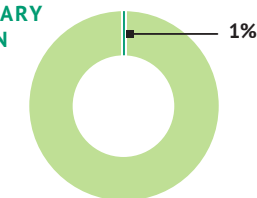
School level	Total	# Enrolled	# Receiving food
Pre-school	8,778,692	602,526	0
Primary school	15,165,632	18,789,020	165,000
Secondary school	12,105,353	6,805,229	0
Total	36,049,677	26,196,775	165,000



COVERAGE: PRIMARY AND SECONDARY SCHOOL-AGE CHILDREN

Total number primary and secondary school-age children: 27,270,985

Receiving school food: 165,000



Food was also provided to some students in... Pre-schools Vocational/trade schools Other

NUTRITION

School feeding program(s) included/involved the following:

Fortified foods

- Bio-fortified foods
- Micronutrient supplements
- Nutritionists involved
- Special training for cooks/caterers in nutrition
- Objective to meet nutritional goals
- Objective to reduce obesity

Food items fortified/biofortified:

Oil, salt

Micronutrients:

iodine, vitamin A

ADDITIONAL INFORMATION

The food items produced in school gardens are consumed by the students.

STUDIES CONDUCTED

None reported

RESEARCH NEEDED

None reported

AGRICULTURE, EMPLOYMENT, AND COMMUNITY PARTICIPATION

Jobs created by school feeding programs*

- Cooks and food preparers
- Transporters
- Off-site processors
- Food packagers and handlers
- Monitoring
- Food service management
- Safety and quality inspectors
- Other

**If blank, no response was provided.*

Farmers were involved with the school feeding program(s)...

- Yes No No response

Other private sector (for profit) actors were involved...

- Yes No No response

There was a focus on creating jobs or leadership or income-generating opportunities for...

- Women Other groups
 Youth No response

There was community engagement (by parents or others) in the school feeding program(s)...

- Yes No No response

Were there links between food banks and the school feeding program(s)?

- Yes No No response

ADDITIONAL INFORMATION

Students' families and other community members contribute to the school feeding program. Open-bid (competitive tendering) procedures are used to secure food and services for the program.

CONTACTS: DEMOCRATIC REPUBLIC OF THE CONGO

Agency: Directorate of Life Skills (*Direction de la Vie Courante*)

Website: www.eduquepsp.education/v1/

SUCCESSSES AND CHALLENGES

Recent successes related to school feeding in the DRC include a national capacity assessment and growing political commitment for school feeding in the country. Challenges related to school feeding include the need for more financing and difficulties around internal procurement and logistics.

EMERGENCIES/COVID-19 PANDEMIC

The COVID-19 pandemic caused schools to temporarily close in the DRC. In response, take-out meals were provided during school closures to replace the meals typically served during the school day.

SCHOOL FEEDING PROGRAM PROGRAMME D'ALIMENTATION SCOLAIRE

Lead implementer(s): World Food Program

OBJECTIVES:

- To meet educational goals
- To provide a social safety net

MODALITIES OF PROVIDING STUDENTS WITH FOOD:

- In-school meals
- Take-home rations

FREQUENCY AND DURATION:

- 5 times per week for in-school meals and biweekly for take-home rations
- During the school year

TARGETING:

Targeting based on level of vulnerability and food insecurity

HOW MANY STUDENTS RECEIVED SCHOOL FOOD IN 2020–2021 SCHOOL YEAR?

School level	# Students	% Girls	% Boys
Pre-school	0	–	–
Primary school	165,000	–	–
Secondary school	0	–	–
Total	165,000	–	–

FOOD AND BEVERAGE ITEMS:

Grains, cereals	Other vegetables	Water
Legumes, pulses, nuts	Oil*	
Green, leafy vegetables	Salt*	

* fortified

FOOD SOURCES:

- Purchased (domestic)
 In-kind (domestic)
- Purchased (foreign)
 In-kind (foreign)

If blank, no response was provided.

ADDITIONAL INFORMATION:

The School Feeding Program has grown from reaching 41,000 students in 2017–2018 to 165,000 students three years later. The program aims to play a role in the fight against hunger in the DRC. In the 2020–2021 school year, a total of 120,000 school children received take-home rations comprised of grains/cereals, legumes, oil, and salt.

