

SCHOOL MEAL/FEEDING PROGRAM(S)

Most recently completed school year:
June 2017 – June 2018 (250 days)

- School Feeding Program or Program Gizi Anak Sekolah (PROGAS)

Lead Agency: Ministry of Education and Culture

NATIONAL LAWS, POLICIES, AND STANDARDS

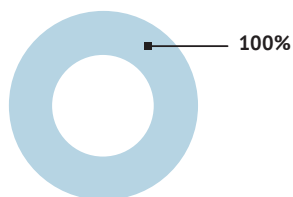
- National school feeding policy
- Nutrition
- Food safety
- Agriculture
- Private sector involvement

Line item in the national budget... Yes No NR

BUDGET

Total:
USD 16,307,378

- National government: USD 16,307,378
- International donors*: USD 0
- Private sector: USD 0
- Other donors: USD 0



*Contributions by United Nations agencies or non-governmental organizations often represent funding from multiple donors.

INFRASTRUCTURE

School meals were prepared on school grounds; most schools have electricity, storage areas, and dedicated eating areas. Most have latrines and/or flush toilets. Some schools have clean water; very few have piped water.

SPECIAL NOTES

The numbers for school-age children and their enrollment used in the report were estimated using data from the survey, from UNESCO (2017), and from the national statistics bureau (<https://www.bps.go.id/statictable/2014/09/05/1533/persentase-penduduk-usia-7-24-tahun-menurut-jenis-kelamin-kelompok-umur-sekolah-dan-partisipasi-sekolah-1-2002-2016.html>).

NR = No Response

MEALS/SNACKS/MODALITY

- In-school meals
- In-school snacks
- Take-home rations
- Conditional cash transfer

- Grains/cereals
- Roots, tubers
- Legumes and nuts
- Dairy products
- Eggs
- Meat
- Poultry
- Fish
- Green, leafy vegetables
- Other vegetables
- Fruits
- Oil
- Salt
- Sugar

Prohibited food items: None

FOOD SOURCES

- Purchased (domestic)
- Purchased (foreign)
- In-kind (domestic)
- In-kind (foreign)

COMPLEMENTARY ACTIVITIES

- Handwashing with soap
- Height measurement
- Weight measurement
- Deworming treatment
- Eye testing/eyeglasses
- Other: Nutrition Monitoring
- Hearing testing/treatment
- Dental cleaning/testing
- Menstrual hygiene
- Drinking water
- Water purification

COMPLEMENTARY EDUCATION PROGRAMS

- EDUCATION**
 - Nutrition
 - Health
 - Food and agriculture
 - Reproductive health
 - Hygiene
 - HIV prevention
 - OTHER**
 - School gardens
 - Physical education
- The checked and highlighted items are reported as required, though they may not be uniformly implemented.*
- = mandatory



The Global Survey of School Meal Programs is the property of GCNF and is protected by copyright. It may not be reproduced or distributed without prior written consent. Contact: info@gcnf.org ©2019. The Global Child Nutrition Foundation. All rights reserved.

GCNF is a non-political, non-profit entity. Funding for this survey and a follow-up survey in 2021 is provided, in part, by the United States Department of Agriculture; agreement number FX18TA-10960G002.

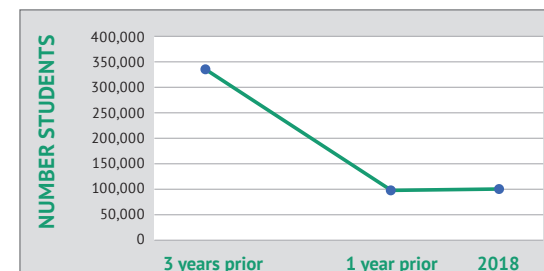
REPUBLIC OF Indonesia



SCHOOL MEAL PROGRAMS

CHILDREN RECEIVING FOOD, 2017-18

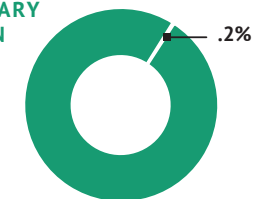
School level	Total #	# Enrolled	# Receiving Food
Primary school	46,756,000	45,675,936	100,136
Secondary school	6,914,079	4,897,242	N/A
Total	53,670,079	50,573,178	100,136



COVERAGE: PRIMARY AND SECONDARY SCHOOL-AGE CHILDREN

Total number primary and secondary school-age children: 53,670,079

Receiving school food: 100,136



- Food was also provided to some students in
- Pre-schools
 - University/higher education
 - Vocational/trade schools
 - Other

NUTRITION

School feeding program(s) include/involve the following:

- Fortified foods
- Bio-fortified foods
- Micronutrient supplements
- Nutritionists involved**
- Special training for cooks/caterers in nutrition**
- Objective to meet nutritional goals**
- Objective to reduce obesity

Food items fortified:

N/A

Micronutrients added to fortified foods:

N/A

ADDITIONAL INFORMATION

The program involves two nutritionists per district, for a total of 128 nutritionists. Cooks are trained in nutrition, portions/measurements, and menu planning. To prevent/mitigate overweight/obesity, students received nutrition education.

AGRICULTURE, EMPLOYMENT, AND COMMUNITY PARTICIPATION

Jobs created by school feeding programs

- Yes** Cooks and food preparers
- NR Transporters
- NR Off-site processors
- NR Food packagers and handlers
- NR Monitoring
- NR Food service management
- NR Safety and quality inspectors
- NR Other

Farmers were involved with the school feeding program(s)...

- Yes No NR

Other private sector (for profit) actors were involved...

- Yes No NR

There was a focus on creating jobs or leadership or income-generating opportunities for...

- Women**
- Youth
- Other groups

There was community engagement (by parents or others) in the school feeding program(s)

- Yes No NR

ADDITIONAL INFORMATION

Most (75–100%) of the cooks in the program were women, working in cooking groups. They were all paid in cash by the government. Leadership opportunities for women included serving as PROGAS or cooking group coordinator. Community/parental involvement in cooking groups was encouraged, and parents were asked to provide breakfast (outside the PROGAS schedule). Schools purchased foods at the local markets, thus involving farmers.

CONTACTS: INDONESIA

Agency: Sub Directorate Institution and Infrastructure, Ministry of Education and Culture (MoEC)

Email: progasditpsd@gmail.com

SUCSESSES AND CHALLENGES

Indonesia reported the following positive developments of the PROGAS program: Improved healthy living habits of the students and increased number of school & students targeted by PROGAS. Strengths of the program are that it provided breakfast for students, nutrition education, and the strengthening development of character building (discipline, independence, religious and nationalism).

The program encountered a setback when the allocation per meal per student was decreased based on market prices, but PROGAS needed to increase the number of students targeted. Indonesia also reported the occurrence of a natural disaster during the 2017–18 school year, but said that it did not affect the school feeding program.

Challenges to school feeding in Indonesia involve the sustainability of PROGAS and the question of political will in support of the program.

STUDIES CONDUCTED

NR

RESEARCH NEEDED

NR

SCHOOL FEEDING PROGRAM OR PROGRAM GIZI ANAK SEKOLAH (PROGAS)

Lead implementer(s): Ministry of Education and Culture

OBJECTIVES:

- To meet educational goals
- To provide a social safety net
- To meet nutritional and/or health goals

MODALITIES OF PROVIDING STUDENTS WITH FOOD:

- In-school meals
- Three times per week for six months in the school year

TARGETING:

Geographic with focus on stunting and food security

HOW MANY STUDENTS RECEIVED SCHOOL FOOD IN 2017-18 SCHOOL YEAR?

School level	# Students	% Girls	% Boys
Pre-school	N/A		
Primary school	100,136	–	–
Secondary school	N/A		
Total	100,136	–	–

FOOD ITEMS:

Grains/cereals	Poultry	Salt
Legumes and nuts	Fish	Sugar
Roots/tubers	Green, leafy vegetables	Oil
Eggs	Other vegetables	
Meat	Fruits	

* fortified

FOOD SOURCES:

100% Purchased elsewhere within the country	0% In-kind (domestic)
0% Purchased (foreign)	0% In-kind (foreign)

NOTES:

Cooking groups were paid an incentive of 12% of the 15,000 IDR allocated per student meal per day, to be divided by the total number of cooking group members. The meal cost was about 1.11 USD per meal, so the incentive was about 13 US cents per student meal per day in 2017, divided between the cooks in the group.

