

## SCHOOL MEAL/FEEDING PROGRAM(S)

Most recently completed school year:  
January 2018 - October 2018 (180 school days)

- School Feeding Program (Programa de Alimentación Escolar)

Lead Agency: Ministry of Education

## NATIONAL LAWS, POLICIES, AND STANDARDS

- National school feeding policy
- Nutrition
- Food safety
- Agriculture
- Private sector involvement

Line item in the national budget...  Yes  No  NR

### BUDGET

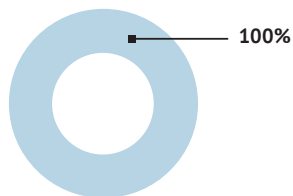
Total:  
USD 165,353,033

National government:  
USD 165,353,033

International donors\*:  
USD 0

Private sector: USD 0

Other donors: USD 0



\*Contributions by United Nations agencies or non-governmental organizations often represent funding from multiple donors.

## INFRASTRUCTURE

Most schools have electricity, piped and clean water, flush toilets, dedicated eating spaces/cafeterias, and kitchens.

## MEALS/SNACKS/MODALITY

- Breakfast
- Lunch
- Dinner
- Snacks
- Take-home rations
- Conditional cash transfer

- Grains/cereals
- Roots, tubers
- Legumes and nuts
- Dairy products
- Eggs
- Meat
- Poultry
- Other (Harinas fortificadas)
- Fish
- Green, leafy vegetables
- Other vegetables
- Fruits
- Oil
- Salt
- Sugar

Prohibited food items: none

## FOOD SOURCES

- Purchased (domestic)
- Purchased (foreign)
- In-kind (domestic)
- In-kind (foreign)

## COMPLEMENTARY ACTIVITIES

- Handwashing with soap
- Height measurement
- Weight measurement
- Deworming treatment
- Eye testing/eyeglasses
- Hearing testing/treatment
- Dental cleaning/testing
- Menstrual hygiene
- Drinking water
- Water purification

## COMPLEMENTARY EDUCATION PROGRAMS

### EDUCATION

- Nutrition
- Health
- Food and agriculture
- Reproductive health
- Hygiene
- HIV prevention

### OTHER

- School gardens
- Physical education

= mandatory

The checked and highlighted items are reported as required, though they may not be uniformly implemented.



The Global Survey of School Meal Programs is the property of GCNF and is protected by copyright. It may not be reproduced or distributed without prior written consent. Contact: info@gcnf.org ©2019. The Global Child Nutrition Foundation. All rights reserved.

GCNF is a non-political, non-profit entity. Funding for this survey and a follow-up survey in 2021 is provided, in part, by the United States Department of Agriculture; agreement number FX18TA-10960G002.

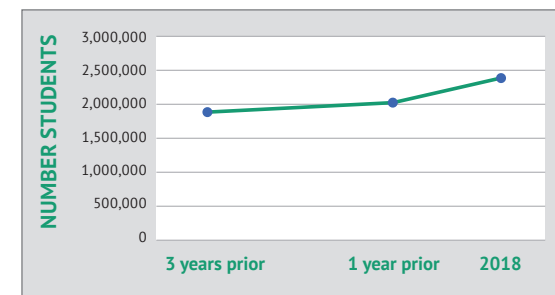
# REPUBLIC OF Guatemala



## SCHOOL MEAL PROGRAMS

### CHILDREN RECEIVING FOOD, 2018

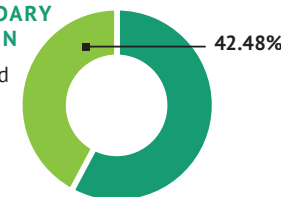
School level	Total #	# Enrolled	# Receiving Food
Primary school	2,400,000	2,000,000	1,983,566
Secondary school	2,269,905	1,220,327	N/A
<b>Total</b>	<b>4,669,905</b>	<b>3,220,327</b>	<b>1,983,566</b>



### COVERAGE: PRIMARY AND SECONDARY SCHOOL-AGE CHILDREN

Total number primary and secondary school-age children: 4,669,905

Receiving school food:  
1,983,566



Food was also provided to some students in

- pre-schools
- vocational/trade schools
- University/higher education
- Other

## NUTRITION

School feeding program(s) include/involve the following:

- Fortified foods**
- Bio-fortified foods
- Micronutrient supplements
- Nutritionists involved**
- Special training for cooks/caterers in nutrition
- Objective to meet nutritional goals**
- Objective to reduce obesity

**Food items fortified:**

NR

**Micronutrients added to fortified foods:**

NR

---

## ADDITIONAL INFORMATION

At least 12 nutritionists were involved in the school feeding program. To mitigate overweight/obesity, the program includes nutritional requirements for food baskets, food restrictions on or near school grounds, and nutrition, food, and health education, as well as physical education.

## AGRICULTURE, EMPLOYMENT, AND COMMUNITY PARTICIPATION

### Jobs created by school feeding programs

- NR Cooks and food preparers
- NR Transporters
- NR Off-site processors
- NR Food packagers and handlers
- NR Monitoring
- NR Food service management
- NR Safety and quality inspectors
- NR Other

### Farmers were involved with the school feeding program(s)...

- Yes  No  NR

### Other private sector (for profit) actors were involved...

- Yes  No  NR

### There was a focus on creating jobs or leadership or income-generating opportunities for...

- Women
- Youth
- Other groups

### There was community engagement (by parents or others) in the school feeding program(s)

- Yes  No  NR

---

## ADDITIONAL INFORMATION

At least half (50%) of food must be purchased from family farmers. Parent organizations in the schools are responsible for purchasing decisions, for preparing and distributing food, and for overseeing/monitoring the program. Among other goals, this is intended to improve the nutritional quality of the school meal menu.

---

## CONTACTS: GUATEMALA

**Agency:** Ministerio de Educación

**Website:** <http://www.mineduc.gob.gt/portal/index.asp>

**Email:** NR

## SUCSESSES AND CHALLENGES

Strengths of the school feeding program include its fulfillment of the right to school feeding, as recognized in Guatemala, and its focus on cultural relevance. It also incorporates a focus on food and nutrition education. In addition, it emphasizes citizen participation, the distribution of resources and strengthening of local capacities.

Challenges associated with the school feeding program include the need to improve basic infrastructure, and difficulties related to purchasing from family farmers, given their productive capacity. In some cases, resources are mismanaged.

---

## STUDIES CONDUCTED

Technical diagnosis of the school feeding program

---

## RESEARCH NEEDED

Social impact of the school feeding program

# Program report: Guatemala

All data from the 2018 school year

## SCHOOL FEEDING PROGRAM (PROGRAMA DE ALIMENTACIÓN ESCOLAR)

**Lead implementer(s):** Ministry of Education

### OBJECTIVES:

- To meet educational goals
- To meet nutritional and/or health goals
- To meet agricultural goals

### MODALITIES OF PROVIDING STUDENTS WITH FOOD:

- In-school meals
- Five times per week during the school year

### TARGETING:

100% universal school feeding achieved among primary school students

### HOW MANY STUDENTS RECEIVED SCHOOL FOOD IN 2018 SCHOOL YEAR?

School level	# Students	% Girls	% Boys
Pre-school	475,487	–	–
Primary school	1,983,566	–	–
Secondary school	N/A		
<b>Total</b>	<b>2,459,053</b>	–	–

### FOOD ITEMS:

Grains/cereals	Meat	Fruits
Legumes and nuts	Fish	Sugar
Dairy products	Roots/tubers	Oil
Eggs	Green, leafy vegetables	Salt
Poultry	Other vegetables	

\* fortified

### FOOD SOURCES:

100% Purchased (domestic)	0% In-kind (domestic)
0% Purchased (foreign)	0% In-kind (foreign)

### NOTES:

Parent organizations in the schools decide what food items to purchase.  
90% of participating schools have on-site kitchens.

