

SCHOOL MEAL/FEEDING PROGRAM(S)

Most recently completed school year:
January 2018 - December 2018 (193 days)

- eSwatini School Feeding Program

Lead Agency: Ministry of Education and Training - Nutrition Office

NATIONAL LAWS, POLICIES, AND STANDARDS

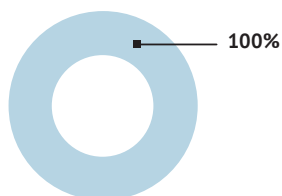
- National school feeding policy
- Nutrition
- Food safety
- Agriculture
- Private sector involvement

Line item in the national budget... Yes No NR

BUDGET

Total:
USD 3,625,394*

- National government: USD 3,625,394
- International donors*: USD 0
- Private sector: USD 0
- Other donors: USD 0



*Contributions by United Nations agencies or non-governmental organizations often represent funding from multiple donors.

Note: This budget does not include support provided by the WFP, World Vision, and ADRA. This support takes the form of technical assistance, kitchen construction, and food donations.

INFRASTRUCTURE

Approximately half of the participating schools (54%) had on-site kitchens. Kitchens were supplied with all amenities. Students are expected to bring charcoal or wood for the kitchen stove. Mechanisms used to limit food waste include: sealed food storage, fumigation/pest control in storage areas, and the use of nearly-expired food. Most schools have electricity, latrines, and kitchens. Some schools have piped water, clean water, and flush toilets. However, very few schools have dedicated eating spaces.

SPECIAL NOTES

Some UNESCO data was used to complete this report.

NR = No Response

MEALS/SNACKS/MODALITY

- Breakfast
 - Lunch
 - Dinner
 - Snacks
 - Take-home rations
 - Conditional cash transfer
-
- Grains/cereals
 - Roots, tubers
 - Legumes and nuts
 - Dairy products
 - Eggs
 - Meat
 - Poultry
 - Other (Peanut Butter)
 - Fish
 - Green, leafy vegetables
 - Other vegetables
 - Fruits
 - Oil
 - Salt
 - Sugar

Prohibited food items: None

FOOD SOURCES

- Purchased (domestic)
- Purchased (foreign)
- In-kind (domestic)
- In-kind (foreign)

COMPLEMENTARY ACTIVITIES

- Handwashing with soap
- Height measurement
- Weight measurement
- Deworming treatment
- Eye testing/eyeglasses
- Hearing testing/treatment
- Dental cleaning/testing
- Menstrual hygiene
- Drinking water
- Water purification

COMPLEMENTARY EDUCATION PROGRAMS

- EDUCATION**
 - Nutrition
 - Health
 - Food and agriculture
 - Reproductive health
 - Hygiene
 - HIV prevention
 - OTHER**
 - School gardens
 - Physical education
- = mandatory

The checked and highlighted items are reported as required, though they may not be uniformly implemented.



The Global Survey of School Meal Programs is the property of GCNF and is protected by copyright. It may not be reproduced or distributed without prior written consent. Contact: info@gcnf.org ©2019. The Global Child Nutrition Foundation. All rights reserved.

GCNF is a non-political, non-profit entity. Funding for this survey and a follow-up survey in 2021 is provided, in part, by the United States Department of Agriculture; agreement number FX18TA-10960G002.

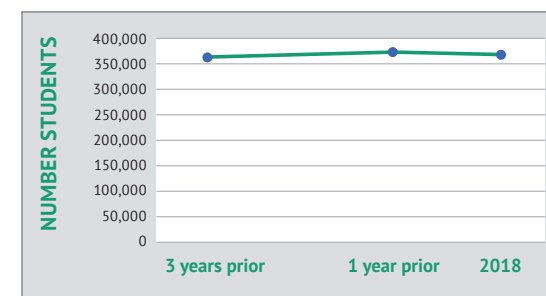
KINGDOM OF eSwatini



SCHOOL MEAL PROGRAMS

CHILDREN RECEIVING FOOD, 2018

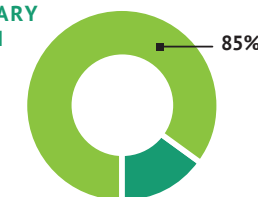
School level	Total #	# Enrolled	# Receiving Food
Primary school	293,991	243,283	243,283
Secondary school	136,630	121,806	121,806
Total	430,621	365,089	365,089



COVERAGE: PRIMARY AND SECONDARY SCHOOL-AGE CHILDREN

Total number primary and secondary school-age children: 430,621 (est.)

Receiving school food: 365,089



Food was also provided to some students in

- pre-schools
- vocational/trade schools
- University/higher education
- Other

NUTRITION

School feeding program(s) include/involve the following:

- Fortified foods**
- Bio-fortified foods
- Micronutrient supplements
- Nutritionists involved**
- Special training for cooks/caterers in nutrition
- Objective to meet nutritional goals**
- Objective to reduce obesity**

Food items fortified:

Oil and salt

Micronutrients added to fortified foods:

Vitamin A, Iodine, and Vitamin D

ADDITIONAL INFORMATION

Responsibility for the program resides in the Nutrition Unit under the Secondary Inspectorate Department, Ministry of Education and Training. Four nutritionists worked on the program in 2018. Although not mandatory nationwide, the program implemented nutrition education, specifically to address the issue of obesity.

AGRICULTURE, EMPLOYMENT, AND COMMUNITY PARTICIPATION

Jobs created by school feeding programs

856	Cooks and food preparers
8	Transporters
NR	Off-site processors
NR	Food packagers and handlers
5	Monitoring
NR	Food service management
10	Safety and quality inspectors
NR	Other

Farmers were involved with the school feeding program(s)...

Yes No NR

Other private sector (for profit) actors were involved...

Yes No NR

There was a focus on creating jobs or leadership or income-generating opportunities for...

- Women
- Youth
- Other groups

There was community engagement (by parents or others) in the school feeding program(s)

Yes No NR

ADDITIONAL INFORMATION

Community engagement in the school feeding program takes the form of the payment of school fees, the provision of land, and participation in the maintenance of school feeding gardens. A majority (over 75%) of cooks are women, and all are paid, using funds from both school fees and Free Primary Education (FPE) grants provided by the national government. Cooks also receive training in basic literacy.

CONTACTS: ESWATINI

Agency: Ministry of Education and Training

Website: <http://www.gov.sz/index.php/ministries-departments/search-and-menus-setup>

Email: ps_education@gov.sz

SUCCESES AND CHALLENGES

Strengths of the school feeding program include the near-achievement of universal coverage and the stability of a consistent budget. Among other positive developments, some schools have up-to-standard kitchens.

Challenges associated with the school feeding program include fiscal limitations that affect the availability and quality of infrastructure, the program's ability to transport food, and the payment of cooks, as well as the recent El-Nino induced drought. The program was not always able to supply the full planned ration size and had to reduce the number of days learners were fed due to fiscal constraints. Suppliers do not always supply food items according to specification, and there is some theft of food from the school supplies.

STUDIES CONDUCTED

In progress: An evaluation of the school feeding program from 2010 to 2018

RESEARCH NEEDED

A study of the specific needs of schools based on their geography and the socioeconomic status of their students.

ESWATINI SCHOOL FEEDING PROGRAM

Lead implementer(s): Ministry of Education and Training - Nutrition Office

OBJECTIVES:

- To meet educational goals
- To provide a social safety net
- To meet nutritional and/or health goals
- To prevent or mitigate obesity

MODALITIES OF PROVIDING STUDENTS WITH FOOD:

- In-school meals
- Five times per week during the school year

TARGETING:

The program is intended to be universal.

HOW MANY STUDENTS RECEIVED SCHOOL FOOD IN 2018 SCHOOL YEAR?

School level	# Students	% Girls	% Boys
Pre-school	N/A		
Primary school	243,283	–	–
Secondary school	121,806	–	–
Total	365,089	–	–

FOOD ITEMS:

Grains/cereals
Oil*
* fortified

Legumes and nuts
Other-Peanut Butter

Salt*

FOOD SOURCES:

0% Purchased (domestic)
95% Purchased (foreign)

1% In-kind (domestic)
4% In-kind (foreign)

NOTES:

School feeding began in eSwatini in 1962, with the support of Save the Children United Kingdom. From 1998 to 2010, the World Food Program and other partners supported the program. Since 2010, the Government of eSwatini has been responsible, and several organizations remain involved with the program. The World Food Program assists with program design, monitoring and evaluation, and supply chain logistics. World Vision assists with the construction of kitchens, drilling of boreholes, and support of school feeding gardens. ADRA also assists with the construction of kitchens, supplying farm inputs for school feeding gardens, and providing rice-vegetable mix to selected schools.

