

## SCHOOL MEAL/FEEDING PROGRAM(S)

Most recently completed school year:  
January – December 2018 (180 school days)

- School Feeding Program (Programa de Alimentación Escolar, P.A.E.)

Lead Agency: Ministry of National Education

## NATIONAL LAWS, POLICIES, AND STANDARDS

- National school feeding policy
- Nutrition**
- Food safety
- Agriculture
- Private sector involvement

Line item in the national budget...  Yes  No  NR

### BUDGET

Total: USD 578,448,109

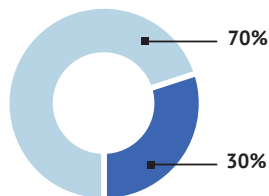
National government:  
USD 578,448,109

International donors\*: NA

Private sector: NA

Other donors: NA

Other: 30%



\*Contributions by United Nations agencies or non-governmental organizations often represent funding from multiple donors.

## INFRASTRUCTURE

Some school food is purchased in processed form, and some—but not all—school meals are prepared on school grounds. Most schools have electricity, piped water and fresh water; some have cafeterias and kitchens. Some schools have latrines and some have flush toilets.

## SPECIAL NOTES

Local government and parent contributions cover about 30% of the cost of the program.

NR = No Response

## MEALS/SNACKS/MODALITY

- Breakfast
- Lunch**
- Dinner
- Snacks
- Take-home rations
- Conditional cash transfer

- Grains/cereals**
- Roots, tubers**
- Legumes and nuts**
- Dairy products**
- Eggs**
- Meat**
- Poultry**
- Fish**
- Green, leafy vegetables**
- Other vegetables
- Fruits**
- Oil**
- Salt**
- Sugar**

**Prohibited food items:** Ground beef, broth, artificial flavor “enhancers”, and extremely processed condiments or sauces.

## FOOD SOURCES

- Purchased (domestic)**
- Purchased (foreign)
- In-kind (domestic)
- In-kind (foreign)

## COMPLEMENTARY ACTIVITIES

- Handwashing with soap**
- Height measurement
- Weight measurement
- Deworming treatment
- Eye testing/eyeglasses
- Hearing testing/treatment
- Dental cleaning/testing
- Menstrual hygiene
- Drinking water**
- Water purification

## COMPLEMENTARY EDUCATION PROGRAMS

### EDUCATION

- Nutrition
- Health
- Food and agriculture
- Reproductive health
- Hygiene
- HIV prevention

### OTHER

- School gardens
- Physical education

The checked and highlighted items are reported as required, though they may not be uniformly implemented.

= mandatory



The Global Survey of School Meal Programs is the property of GCNF and is protected by copyright. It may not be reproduced or distributed without prior written consent. Contact: info@gcnf.org ©2019. The Global Child Nutrition Foundation. All rights reserved.

GCNF is a non-political, non-profit entity. Funding for this survey and a follow-up survey in 2021 is provided, in part, by the United States Department of Agriculture; agreement number FX18TA-10960G002.

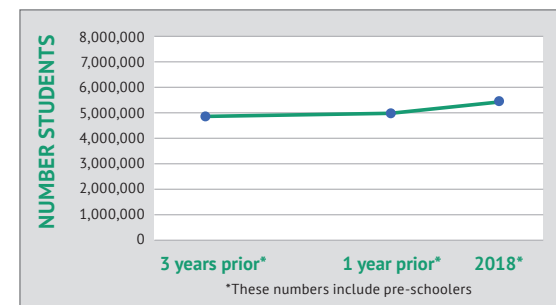
# REPUBLIC OF Colombia



## SCHOOL MEAL PROGRAMS

### CHILDREN RECEIVING FOOD, 2018

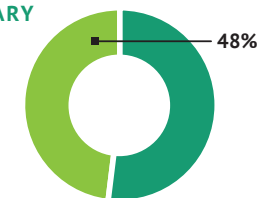
School level	Total #	# Enrolled	# Receiving Food
Primary school	5,273,798	3,334,044	2,732,534
Secondary school	4,835,461	3,692,802	2,092,684
<b>Total</b>	<b>10,109,259</b>	<b>7,026,846</b>	<b>4,825,218</b>



### COVERAGE: PRIMARY AND SECONDARY SCHOOL-AGE CHILDREN

Total number primary and secondary school-age children: 10,109,259

Receiving school food:  4,825,218



Food was also provided to some students in

- Pre-schools**
- Vocational/trade schools
- University/higher education
- Other

## NUTRITION

School feeding program(s) include/involve the following:

- Fortified foods**
- Bio-fortified foods
- Micronutrient supplements
- Nutritionists involved**
- Special training for cooks/caterers in nutrition**
- Objective to meet nutritional goals
- Objective to meet educational goals**
- Objective to reduce obesity

**Food items fortified:** Grains and dairy products

**Micronutrients added to fortified foods:** Iron

---

## ADDITIONAL INFORMATION

75 nutritionists are involved in school feeding programs in Colombia, and nutrition education is provided for students as a means to prevent or mitigate obesity. Cooks are trained in nutrition, portion control/measurement, menu planning, and food safety and hygiene.

## AGRICULTURE, EMPLOYMENT, AND COMMUNITY PARTICIPATION

**Jobs created by school feeding programs**

<b>25,509</b>	Cooks and food preparers
NR	Transporters
NR	Off-site processors
NR	Food packagers and handlers
NR	Monitoring
NR	Food service management
NR	Safety and quality inspectors
NR	Other

**Farmers were involved with the school feeding program(s)...**

- Yes  No  NR

**Other private sector (for profit) actors were involved...**

- Yes  No  NR

**There was a focus on creating jobs or leadership or income-generating opportunities for...**

- Women**
- Youth
- Other groups

**There was community engagement (by parents or others) in the school feeding program(s)**

- Yes  No  NR

---

## ADDITIONAL INFORMATION

Farmers are involved and forward contracting is a method used. About 20% of the school food purchased was from smallholder farmers, who have been able to successfully compete for contracts. National and sub-national-level companies also were involved in the program. Most or all (75-100%) of the cooks in the program are women, of differing ethnicity, and all were paid by national, regional, and/or local government. 96% of Certified Territorial Entities met with communities to explain the program and reach agreement and solutions for any challenges encountered.

---

## CONTACTS: REPUBLIC OF COLOMBIA

**Agency:** Ministry of National Education

**Website:** <https://www.mineducacion.gov.co/portal/micrositios-preescolar-basica-y-media/Programa-de-Alimentacion-Escolar-PAE/>

## SUCCESES AND CHALLENGES

School feeding programs in Colombia have been affected by conflict and by the increase of immigrant students. These emergency conditions required more children to be fed and increased the frequency of school feeding. Colombia reported that a success of the program is that regional entities are implementers for educational processes, including school feeding and are responsible for co-financing the operation of the program, its recruitment and timely supervision. Strengths of the program cited are effective community engagement and strengthening citizen participation through the creation and promotion of School Feeding Committees that comply with program guidelines, and the realization of schools as public platforms, as well as the promotion of social control mechanisms to encourage citizen oversight. Also, encouraging the purchase of food from small-scale local producers can boost family farming, improve the nutritional quality of food, and promote adequate eating habits.

Challenges associated with the Colombia school feeding program include: Accounting for different regional consumption habits, systematizing information from focal points for a better understanding of the coverage of the program, and strengthening monitoring and control by the Certified Territorial Entities.

---

## STUDIES CONDUCTED

None

---

## RESEARCH NEEDED

NR

## SCHOOL FEEDING PROGRAM (PROGRAMA DE ALIMENTACIÓN ESCOLAR, P.A.E.)

**Lead implementer(s):** Ministry of National Education

### OBJECTIVES:

- To meet educational goals

### MODALITIES OF PROVIDING STUDENTS WITH FOOD:

- In-school meals

### TARGETING:

Geographic and based on individual characteristics of the students

### HOW MANY STUDENTS RECEIVED SCHOOL FOOD IN 2018 SCHOOL YEAR?

School level	# Students	% Girls	% Boys
Pre-school	562,286*	NR	NR
Primary school	2,732,534	NR	NR
Secondary school	2,092,684	NR	NR
<b>Total</b>	<b>5,387,504</b>	–	–

\*The number of pre-school children receiving food is an estimate only.

### FOOD ITEMS:

Grains/cereals*	Poultry	Fruits
Legumes & nuts	Meats	Salt
Dairy products*	Green leafy vegetables	Sugar
Eggs	Roots/tubers	Oil
Fish	Others	

\* fortified

### FOOD SOURCES:

100% Purchased (domestic)	0% In-kind (domestic)
0% Purchased (foreign)	0% In-kind (foreign)

### NOTES:

In 2018, the school meal program consisted of in-school meals provided five times per week for the ten months of the school year. Some school meals were prepared on-site, some off-site, and some school food was purchased in processed form. Nearly 85% of participating schools had on-site kitchens.

