

SCHOOL MEAL/FEEDING PROGRAM(S)

Most recently completed school year:
September 2017 – June 2018 (180 school days)

- McGovern-Dole International Food for Education and Child Nutrition project

Lead Agency: Ministry of Basic Education

NATIONAL LAWS, POLICIES, AND STANDARDS

- National school feeding policy
- Nutrition
- Food safety
- Agriculture
- Private sector involvement

Line item in the national budget... Yes No NR

BUDGET

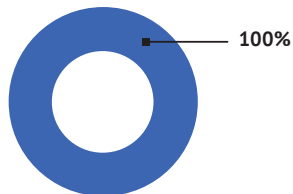
Total:
USD 4,000,000

National government:
USD 0

International donors*:
USD 4,000,000

Private sector: USD 0

Other donors: USD 0



*Contributions by United Nations agencies or non-governmental organizations often represent funding from multiple donors.

INFRASTRUCTURE

Meals were prepared on school grounds in closed cooking areas, using either charcoal or wood stoves. All the schools have storage areas and serving utensils. Most schools have clean water and latrines, but very few have piped water and dedicated eating areas; none have electricity or flush toilets.

SPECIAL NOTES

Some data from UNESCO was used to complete this report.

NR = No Response

MEALS/SNACKS/MODALITY

- Breakfast
- Lunch
- Dinner
- Snacks
- Take-home rations
- Conditional cash transfer

- Grains/cereals
- Roots, tubers
- Legumes and nuts
- Dairy products
- Eggs
- Meat
- Poultry
- Fish
- Green, leafy vegetables
- Other vegetables
- Fruits
- Oil
- Salt
- Sugar

Prohibited food items: None

FOOD SOURCES

- Purchased (domestic)
- Purchased (foreign)
- In-kind (domestic)
- In-kind (foreign)

COMPLEMENTARY ACTIVITIES

- Handwashing with soap
- Height measurement
- Weight measurement
- Deworming treatment
- Eye testing/eyeglasses
- Hearing testing/treatment
- Dental cleaning/testing
- Menstrual hygiene
- Drinking water
- Water purification

COMPLEMENTARY EDUCATION PROGRAMS

EDUCATION

- Nutrition
- Health
- Food and agriculture
- Reproductive health
- Hygiene
- HIV prevention

OTHER

- School gardens
- Physical education

= mandatory

The checked and highlighted items are reported as required, though they may not be uniformly implemented.

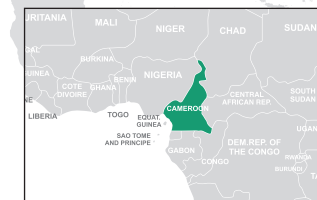


The Global Survey of School Meal Programs is the property of GCNF and is protected by copyright. It may not be reproduced or distributed without prior written consent. Contact: info@gcnf.org ©2019. The Global Child Nutrition Foundation. All rights reserved.

GCNF is a non-political, non-profit entity. Funding for this survey and a follow-up survey in 2021 is provided, in part, by the United States Department of Agriculture; agreement number FX18TA-10960G002.

REPUBLIC OF CAMEROON

Cameroon



SCHOOL MEAL PROGRAMS

CHILDREN RECEIVING FOOD, 2017-18

School level	Total #	# Enrolled	# Receiving Food
Primary school	4,556,767	4,371,381	18,315
Secondary school	3,641,931	2,206,878	N/A
Total	8,198,698	6,578,259	18,315

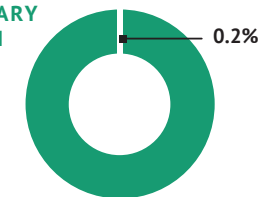


* Approximately 23% of these were pre-school children

COVERAGE: PRIMARY AND SECONDARY SCHOOL-AGE CHILDREN

Total number primary and secondary school-age children: 8,198,698

Receiving school food:
 18,315



- Pre-schools
- Vocational/trade schools
- University/higher education
- Other

NUTRITION

School feeding program(s) include/involve the following:

- Fortified foods**
- Bio-fortified foods
- Micronutrient supplements
- Nutritionists involved**
- Special training for cooks/caterers in nutrition**
- Objective to meet nutritional goals**
- Objective to reduce obesity

Food items fortified:

Grains/cereals, oil

Micronutrients added to fortified foods:

Vitamin A

ADDITIONAL INFORMATION

In order to improve food quality, the program provided training to cooks/caterers in portions/measurements; menu planning; food safety/hygiene; and large scale food preparation.

AGRICULTURE, EMPLOYMENT, AND COMMUNITY PARTICIPATION

Jobs created by school feeding programs

NR	Cooks and food preparers
9	Transporters
NR	Off-site processors
15	Food packagers and handlers
NR	Monitoring
NR	Food service management
NR	Safety and quality inspectors
NR	Other

Farmers were involved with the school feeding program(s)...

Yes No NR

Other private sector (for profit) actors were involved...

Yes No NR

There was a focus on creating jobs or leadership or income-generating opportunities for...

- Women
- Youth
- Other groups

There was community engagement (by parents or others) in the school feeding program(s)

Yes No NR

CONTACTS: CAMEROON

Agency: Ministry of Basic Education

Website: NR

Email: NR

SUCCESSSES AND CHALLENGES

Cameroon reported that positive recent developments and successes include

- a) increased government interest in and appreciation of the school feeding program;
- b) government recognition that improved student performance in examinations was attributable to school feeding;
- c) increased appreciation by parents for the role of nutrition in their children's performance;
- d) strong community engagement;
- e) buy-in by the Ministry of Basic Education; and
- f) the establishment of a Steering Committee for the program comprised of five ministries and the implementing partners.

Challenges include socio-political upheaval in the area targeted for the program that disturbed the functioning of the schools in the area. The number of children fed and the frequency of their feeding decreased due to the conflict. A partner implemented an innovative mobile reading program, however, along with other strategies to maintain some school activities. Despite clear government buy-in, there is no national school feeding law and no national budget devoted to school feeding in Cameroon. Implementers are thus reliant on foreign aid. There have also been difficulties in securing exonerations from duties and taxes for the in-kind food donations. Cameroon reported that they have experienced no issues related to corruption or mismanagement.

STUDIES CONDUCTED

The McGovern-Dole Food for Education and Child Nutrition Project Final Evaluation report, which indicated that school feeding and related activities had improved student's attentiveness and ability to concentrate as well as parents' appreciation for education.

RESEARCH NEEDED

How to establish and sustain a national home-grown school feeding program

Program Report: Republic of Cameroon

All data from the 2017-18 school year

MCGOVERN-DOLE INTERNATIONAL FOOD FOR EDUCATION AND CHILD NUTRITION PROJECT

Lead implementer(s): Nascent Solutions with the Ministry of Basic Education

OBJECTIVES:

- To meet educational goals
- To provide a social safety net
- To meet nutritional and/or health goals

MODALITIES OF PROVIDING STUDENTS WITH FOOD:

- In-school meals, five times per week for six months
- Take-home rations, monthly for nine months

TARGETING:

Geographic

HOW MANY STUDENTS RECEIVED SCHOOL FOOD IN 2017-18 SCHOOL YEAR?

School level	# Students	% Girls	% Boys
Pre-school	4,158	50%	50%
Primary school	14,157	49%	51%
Secondary school	N/A		
Total	18,315	–	–

FOOD ITEMS:

Grains/cereals*	Fish	Fruits
Legumes and nuts	Green, leafy vegetables	Oil*
Roots/tubers	Other vegetables	Salt

* fortified

FOOD SOURCES:

0 - Purchased (domestic)	Yes - In-kind (domestic)
0 - Purchased (foreign)	Yes - In-kind (foreign)

NOTES:

Begun in 2008, the program is managed under the supervision of the Ministry of Basic Education's National School Feeding Unit. It was operated by Counterpart International until 2015; since then Nascent Solutions has been the implementing partner. Throughout, food and financial support for the program has been provided by the U.S. Department of Agriculture. Handwashing with soap and deworming treatment are reported as required by the program, which also requires school gardens and education on nutrition, health, food and agriculture, and hygiene.

