

SCHOOL MEAL/FEEDING PROGRAM(S)

School year: 2020–2021

- E.U. School Scheme for Fruits, Vegetables and Milk

Lead Agency: Federal states of Austria; the Ministry of Health; the Ministry for Agriculture, Regions and Tourism

NATIONAL LAWS, POLICIES, AND STANDARDS

- National school feeding policy
- Nutrition
- Food safety
- Health
- Agriculture
- Private sector involvement

Line item in the national budget...

- Yes No No response

BUDGET

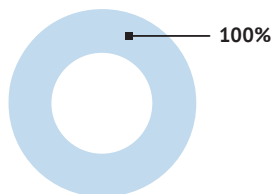
Total: USD 3,929,216*

- Government: USD 0
- International donors**: USD 3,929,216
- Private sector: USD 0
- Other donors: USD 0

Includes funding from the United States Department of Agriculture Yes No No response

* This includes support from the European Union's school fruit, vegetables and milk scheme.

** International donations by United Nations agencies or non-governmental organizations often represent funding from multiple donors.



INFRASTRUCTURE

All schools in Austria have electricity, piped and clean water, and gender-private flush toilets; some have dedicated eating spaces/cafeterias and kitchens.

SPECIAL NOTES

School enrollment numbers from the UNESCO Institute for Statistics (UIS) were used to complete this report. Austria does not have a centrally-managed, national school feeding program. Rather, school snacks are organized by the schools themselves. Other initiatives related to healthy eating in schools are organized by the federal states of Austria, and the Ministry of Health harmonizes the various programs in this field.

MEALS/SNACKS/MODALITY

- Breakfast
- Lunch
- Dinner
- Snacks
- Take-home rations
- Other

- Grains, cereals
- Roots, tubers
- Legumes, pulses, nuts
- Dairy products
- Eggs
- Meat
- Poultry
- Fish
- Green, leafy vegetables
- Other vegetables
- Fruits
- Oil
- Salt
- Sugar

- Dairy milk
- Yogurt drink
- Fruit juice
- Tea
- Water
- Other beverage

Prohibited food items: Limits are placed on added sugar in sweetened milk products.

FOOD SOURCES

- Purchased (domestic)
- Purchased (foreign)
- In-kind (domestic)
- In-kind (foreign)

COMPLEMENTARY ACTIVITIES

- Handwashing with soap
- Height measurement
- Weight measurement
- Testing for anemia
- Deworming treatment
- Eye testing/eyeglasses
- Hearing testing/treatment
- Dental cleaning/testing
- Menstrual hygiene
- Drinking water
- Water purification

COMPLEMENTARY EDUCATION PROGRAMS

- Food and nutrition
- Agriculture
- School gardens
- Hygiene
- Health
- Reproductive health
- HIV prevention
- Physical education

The checked items were provided in most or all participating schools.



The *Global Survey of School Meal Programs* is the property of GCNF and is protected by copyright. It may not be reproduced or distributed without prior written consent. Contact: info@gcnf.org ©2019. The Global Child Nutrition Foundation. All rights reserved.

GCNF is a non-political, non-profit entity. Funding for the 2019 and 2021 surveys is provided, in part, by the United States Department of Agriculture; agreement number FX18TA-1096OG002.

REPUBLIC OF

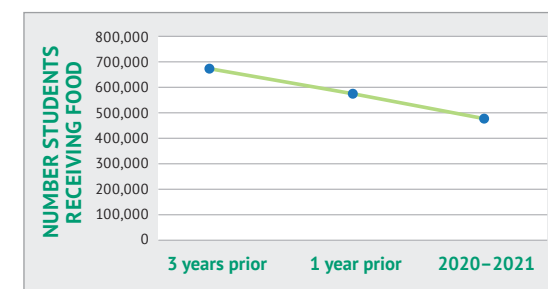
Austria



SCHOOL MEAL PROGRAMS

CHILDREN RECEIVING FOOD, 2020–2021

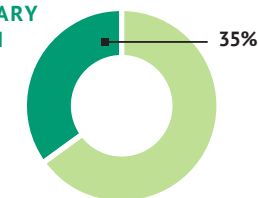
School level	Total	# Enrolled	# Receiving food
Pre-school	226,923	260,088	85,242
Primary school	361,385	342,064	201,673
Secondary school	761,199	691,044	188,823
Total	1,349,507	1,293,196	475,738



COVERAGE: PRIMARY AND SECONDARY SCHOOL-AGE CHILDREN

Total number primary and secondary school-age children: 1,122,584

Receiving school food: 390,496



Food was also provided to some students in...

- Pre-schools
- Vocational/trade schools
- Other

NUTRITION

School feeding program(s) included/involved the following:

- Fortified foods
- Bio-fortified foods
- Micronutrient supplements
- Nutritionists involved**
- Special training for cooks/caterers in nutrition
- Objective to meet nutritional goals**
- Objective to reduce obesity**

Food items fortified/biofortified:

Not applicable

Micronutrients:

Not applicable

ADDITIONAL INFORMATION

Efforts to prevent or mitigate overweight/obesity include the limitation of added sugar in sweetened milk products. Two nutritionists are engaged in school meal programs in Austria.

STUDIES CONDUCTED

An evaluation of the implementation of the School Scheme for Fruits, Vegetables and Milk in Austria will be available on the European Commission website in 2023.

RESEARCH NEEDED

Not specified

AGRICULTURE, EMPLOYMENT, AND COMMUNITY PARTICIPATION

Jobs created by school feeding programs*

- 0 Cooks and food preparers
- Transporters
- Off-site processors
- Food packagers and handlers
- Monitoring
- Food service management
- Safety and quality inspectors
- Other

**If blank, no response was provided.*

Farmers were involved with the school feeding program(s)...

- Yes No No response

Other private sector (for profit) actors were involved...

- Yes No No response

There was a focus on creating jobs or leadership or income-generating opportunities for...

- Women Other groups
 Youth No response

There was community engagement (by parents or others) in the school feeding program(s)...

- Yes No No response

Were there links between food banks and the school feeding program(s)?

- Yes No There are no food banks in this country.

ADDITIONAL INFORMATION

Farms of all sizes supply tubers, legumes, dairy products, fruits, and vegetables for the School Scheme for Fruits, Vegetables and Milk, and private sector companies are contracted to provide food trading and processing services.

CONTACTS: AUSTRIA

Agency: Federal Ministry for Social Affairs,
Health, Care and Consumer Protection

Website: www.sozialministerium.at

SUCCESSES AND CHALLENGES

Among the successes related to school feeding in Austria, parents report that students' awareness of healthy dietary practices and agricultural production has increased, and school staff estimate that the scheme led to an increase in students' consumption of fruit, vegetables, and milk. As consumption behavior is difficult to change, a challenge remains that students prefer sweetened cocoa to dairy milk.

EMERGENCIES/COVID-19 PANDEMIC

Schools in Austria were open for either in-person or remote learning throughout the 2020–2021 school year.

E.U. SCHOOL SCHEME FOR FRUITS, VEGETABLES AND MILK

Lead implementer(s): Agromarkt Austria

OBJECTIVES:

- To meet educational goals
- To meet nutritional and/or health goals
- To prevent or mitigate obesity
- To meet agricultural goals

MODALITIES OF PROVIDING STUDENTS WITH FOOD:

- In-school snacks

FREQUENCY AND DURATION:

- Varies by school and ranges from daily to biweekly during the school year

TARGETING:

Schools apply to participate in the program.

HOW MANY STUDENTS RECEIVED SCHOOL FOOD IN 2020–2021 SCHOOL YEAR?

School level	# Students	% Girls	% Boys
Pre-school	85,242	–	–
Primary school	201,673	–	–
Secondary school	188,823	–	–
Total	475,738	–	–

FOOD AND BEVERAGE ITEMS:

Roots, tubers	Green, leafy vegetables	Dairy milk
Legumes, pulses, nuts	Other vegetables	Yogurt drink
Dairy products	Fruits	Other beverage

* *fortified*

FOOD SOURCES:

100% Purchased (domestic) 0% In-kind (domestic)
0% Purchased (foreign) 0% In-kind (foreign)

If blank, no response was provided.

ADDITIONAL INFORMATION:

Austria's milk scheme began in 1995, and fruit and vegetables were added in 2010. In the 2020–2021 school year, 4,269 public and private schools participated, and there are plans to serve 500,000 students in 2021–2022.

