

SCHOOL MEAL/FEEDING PROGRAM(S)

Most recently completed school year:
2018–2019 (180 school days)

- Yocha, Nitzanim, and Milat; National and regional lunch program of SES 6 and above

Lead Agency: Ministry of Education, Ministry of Health

NATIONAL LAWS, POLICIES, AND STANDARDS

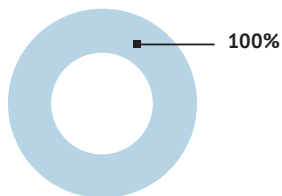
- National school feeding policy
- Nutrition
- Food safety
- Agriculture
- Private sector involvement

Line item in the national budget... Yes No NR

BUDGET

Total:
USD 284,496,869

- National government:
USD 284,496,869
- International donors*:
USD 0
- Private sector: USD 0
- Other donors: USD 0



*Contributions by United Nations agencies or non-governmental organizations often represent funding from multiple donors.

INFRASTRUCTURE

Food for school meal programs in Israel is generally prepared on-site (on school grounds), as well as off-site in centralized kitchens and off-site in private facilities (i.e., by caterers). Some food is also purchased in processed form. Schools that participate in Israel's school feeding programs typically have electricity, refrigeration, and gas or electric stoves.

SPECIAL NOTES

Some data from the UNESCO Institute for Statistics (UIS) were used to complete this report.

NR = No Response

MEALS/SNACKS/MODALITY

- Breakfast
- Lunch
- Dinner
- Snacks
- Take-home rations
- Conditional cash transfer

- Grains/cereals
- Roots, tubers
- Legumes and nuts
- Dairy products
- Eggs
- Meat
- Poultry
- Fish
- Green, leafy vegetables
- Other vegetables
- Fruits
- Oil
- Salt
- Sugar

Prohibited food items: Sweets; sweetened beverages and juices; food items rich in saturated fat, salt, and sugar; and most ultra-processed foods

FOOD SOURCES

- Purchased (domestic)
- Purchased (foreign)
- In-kind (domestic)
- In-kind (foreign)

COMPLEMENTARY ACTIVITIES

- Handwashing with soap
- Height measurement
- Weight measurement
- Deworming treatment
- Eye testing/eyeglasses
- Hearing testing/treatment
- Dental cleaning/testing
- Menstrual hygiene
- Drinking water
- Water purification

COMPLEMENTARY EDUCATION PROGRAMS

- EDUCATION**
 - Nutrition
 - Health
 - Food and agriculture
 - Reproductive health
 - Hygiene
 - HIV prevention
 - OTHER**
 - School gardens
 - Physical education
- = mandatory

The checked and highlighted items are reported as required, though they may not be uniformly implemented.



The Global Survey of School Meal Programs is the property of GCNF and is protected by copyright. It may not be reproduced or distributed without prior written consent. Contact: info@gcnf.org ©2019. The Global Child Nutrition Foundation. All rights reserved.

GCNF is a non-political, non-profit entity. Funding for this survey and a follow-up survey in 2021 is provided, in part, by the United States Department of Agriculture; agreement number FX18TA-10960G002.

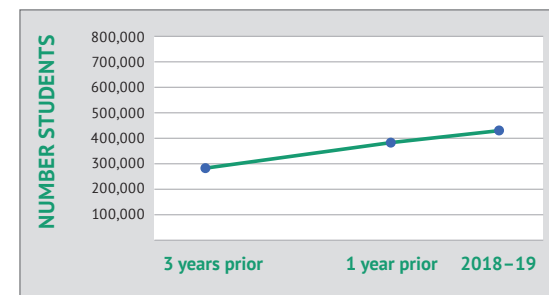
Israel



SCHOOL MEAL PROGRAMS

CHILDREN RECEIVING FOOD, 2018–19

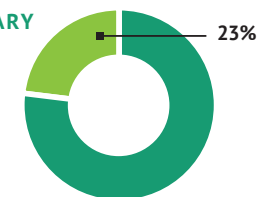
School level	Total #	# Enrolled	# Receiving Food
Primary school	939,005	936,214	418,347
Secondary school	844,136	836,774	–
Total	1,783,141	1,772,988	418,347



COVERAGE: PRIMARY AND SECONDARY SCHOOL-AGE CHILDREN

Total number primary and secondary school-age children: 1,783,141

Receiving school food:
418,347



Food was also provided to some students in

- Pre-schools
- Vocational/trade schools
- University/higher education
- Other

NUTRITION

School feeding program(s) include/involve the following:

- Fortified foods
- Bio-fortified foods
- Micronutrient supplements
- Nutritionists involved**
- Special training for cooks/caterers in nutrition
- Objective to meet nutritional goals**
- Objective to reduce obesity**

Food items fortified: N/A

Micronutrients added to fortified foods: N/A

ADDITIONAL INFORMATION

At least 47 nutritionists are engaged in school meal programs in Israel. Some food items are prohibited or restricted for health-related reasons.

AGRICULTURE, EMPLOYMENT, AND COMMUNITY PARTICIPATION

Jobs created by school feeding programs

162	Cooks and food preparers
NR	Transporters
NR	Off-site processors
NR	Food packagers and handlers
48	Monitoring
NR	Food service management
NR	Safety and quality inspectors
NR	Other

Farmers were involved with the school feeding program(s)...

Yes No NR

Other private sector (for profit) actors were involved...

Yes No NR

There was a focus on creating jobs or leadership or income-generating opportunities for...

- Women
- Youth
- Other groups

There was community engagement (by parents or others) in the school feeding program(s)

Yes No NR

ADDITIONAL INFORMATION

Private sector companies of all sizes are engaged in school meal programs, specifically with food trading, processing, transport, catering, and the provision of utensils. Monitoring of catering sites is undertaken 2-8 times per month.

CONTACTS: ISRAEL

Agency: Ministry of Education

Website: www.gov.il/en/departments/ministry_of_education

SUCCESSES AND CHALLENGES

Among the recent successes of school feeding in Israel, the "Nitzanim" law was passed in 2015, making school meals mandatory and increasing the number of children that benefit from school meals. Nationwide, approximately half of the children of lower socioeconomic status receive food through their schools. Over the past several years, there have also been improvements in food safety and in the nutritional quality of the foods provided. In addition, there has been an increase in monitoring and nutritional oversight in Israel's school lunch programs. Attention is now being given to reducing both food waste and utensil disposal in order to make the school meal programs more sustainable.

Among the challenges associated with school feeding, students have had some difficulty adjusting to a healthier menu with less sodium and fat. It has also been a challenge to engage school staff in the lunch programs and familiarize them with the program objectives. Finally, not all eligible schools enroll in the school lunch programs, limiting the programs' reach.

STUDIES CONDUCTED

There are multiple studies underway, including an observational study of the amount of food consumed by each child.

RESEARCH NEEDED

Any research that can contribute to better understanding the importance of healthy school meals and how school feeding affects public health.

YOCHA, NITZANIM, AND MILAT

Lead implementer(s): Ministry of Education

OBJECTIVES:

- To meet educational goals
- To provide a social safety net
- To meet nutritional and/or health goals
- To prevent or mitigate obesity

MODALITIES OF PROVIDING STUDENTS WITH FOOD:

- In-school meals served five times per week during the school year

TARGETING:

Based on geographic and individual student characteristics

HOW MANY STUDENTS RECEIVED SCHOOL FOOD IN 2018–2019 SCHOOL YEAR?

School level	# Students	% Girls	% Boys
Pre-school	180,545	–	–
Primary school	237,802	–	–
Secondary school	–	–	–
Total	418,347	–	–

FOOD ITEMS:

Grains/cereals	Poultry	Fruits
Legumes and nuts	Meat	Oil
Roots and tubers	Other vegetables	Salt
Dairy products		

* fortified

FOOD SOURCES:

- Purchased (domestic) In-kind (domestic)
 Purchased (foreign) In-kind (foreign)

NOTES:

This program began in 2005. The number of children reached by this program grew from approximately 290,760 in 2014–2015 to 418,357 in 2018–2019. Students' families contribute by paying a partial price for school lunches. A marketing campaign, among other tactics, is used to reduce how much food is thrown away. Other types of waste are also reduced by using reusable utensils and serving meals in the form of a buffet.



NATIONAL AND REGIONAL LUNCH PROGRAM OF SES 6 AND ABOVE

Lead implementer(s): Ministry of Health

OBJECTIVES:

- To meet nutritional and/or health goals
- To prevent or mitigate obesity

MODALITIES OF PROVIDING STUDENTS WITH FOOD:

- In-school meals, with food provided both during and outside of the school year

TARGETING:

In-school meals, with food provided both during and outside of the school year

HOW MANY STUDENTS RECEIVED SCHOOL FOOD IN 2018–2019 SCHOOL YEAR?

School level	# Students	% Girls	% Boys
Pre-school	99,000	–	–
Primary school	1,000	–	–
Secondary school	–	–	–
Vocational school	✓	–	–
Total	100,000	–	–

FOOD ITEMS:

Grains/cereals	Poultry	Other vegetables
Roots and tubers	Meat	Fruits
Legumes and nuts	Fish	

* fortified

FOOD SOURCES:

100% Purchased (domestic) 0% In-kind (domestic)
 0% Purchased (foreign) 0% In-kind (foreign)

NOTES:

This program began in December 2018, and most children reached by this program are in kindergarten. While the national government allocates funding for supervision and oversight, students' families pay full price for the lunches.